

LTF5022T-101MR45-LC



Applications	Commercial Grade
Feature	Magnetic Shield Wire Wound Ferrite Core
Series Type	LTF
Status	Production
Brand	TDK



Size	
Length(L)	5.20mm Nom.
Width(W)	5.00mm ±0.10mm
Thickness Height	2.20mm Max.
Recommended Land Pattern (A)	1.50mm Nom.
Recommended Land Pattern (B)	3.20mm Nom.
Recommended Land Pattern (C)	1.50mm Nom.

Electrical Characteristics	
Inductance	100μH ±20% at 100kHz
Rated Current (L Change) [Typ.]	
Rated Current (L Change) [Max.]	450mA (30% Down)
Rated Current (Temperature Rise) [Typ.]	530mA (40°C Rise)
Rated Current (Temperature Rise) [Max.]	
DC Resistance [Typ.]	1.07Ω
DC Resistance [Max.]	1.28Ω
Self Resonant Frequency [Min.]	
Self Resonant Frequency [Typ.]	
Q [Min.]	
Q [Typ.]	

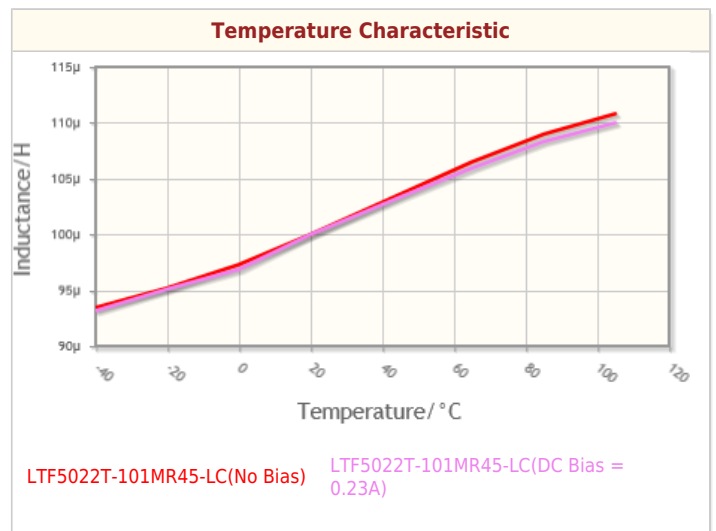
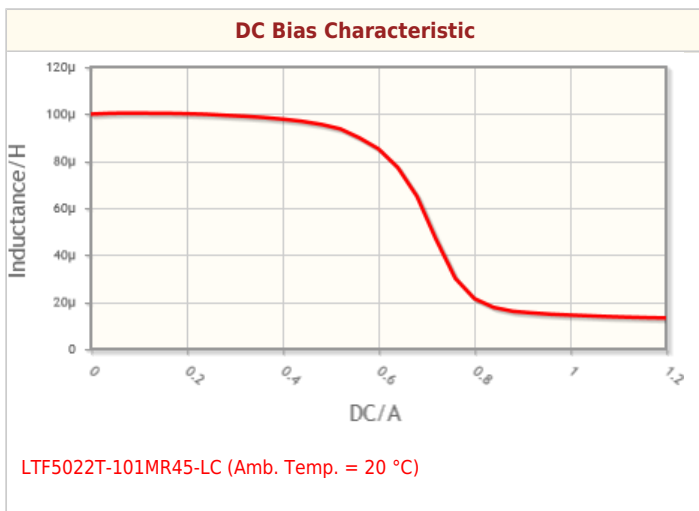
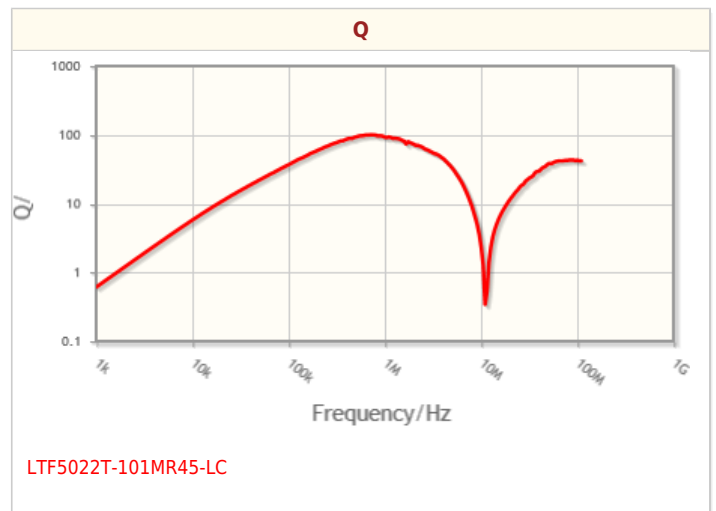
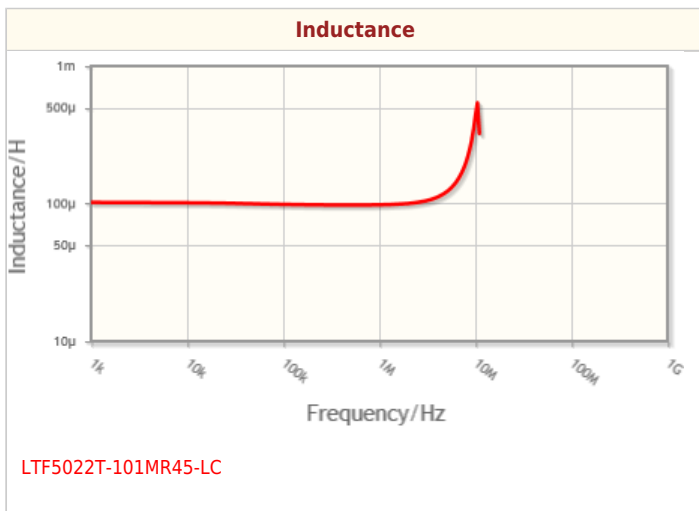
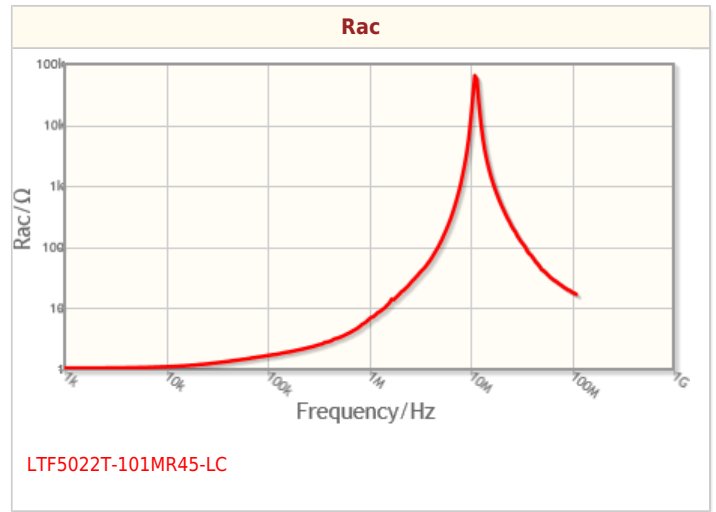
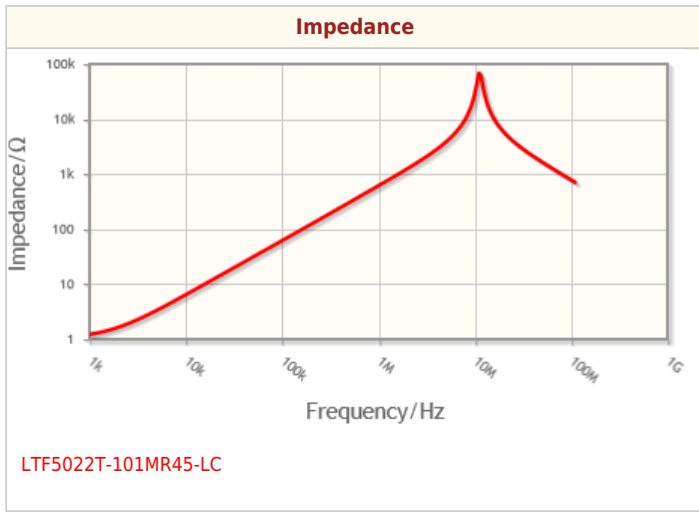
Other	
Operating Temp. Range (Including Self-Temp. Rise)	-40 to 105°C
Soldering Method	Reflow
AEC-Q200	No
Packing	Blister (Plastic)Taping [180mm Reel]
Package Quantity	500pcs
Weight	0.17g

! Images are for reference only and show exemplary products.
 ! This PDF document was created based on the data listed on the TDK Corporation website.
 ! All specifications are subject to change without notice.

LTF5022T-101MR45-LC



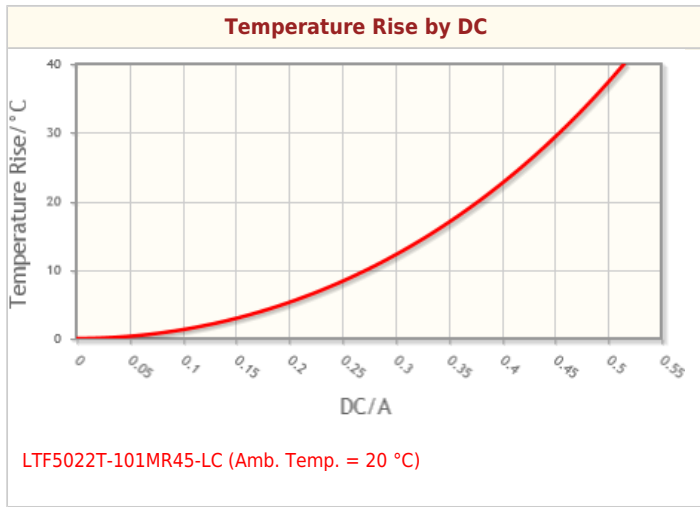
Characteristic Graphs(This is reference data, and does not guarantee the products characteristics.)



! Images are for reference only and show exemplary products.
! This PDF document was created based on the data listed on the TDK Corporation website.
! All specifications are subject to change without notice.



Characteristic Graphs(This is reference data, and does not guarantee the products characteristics.)



! Images are for reference only and show exemplary products.
! This PDF document was created based on the data listed on the TDK Corporation website.
! All specifications are subject to change without notice.



Associated Images

