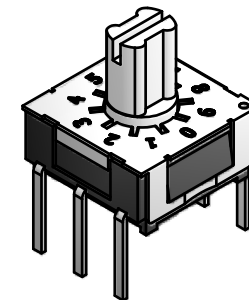
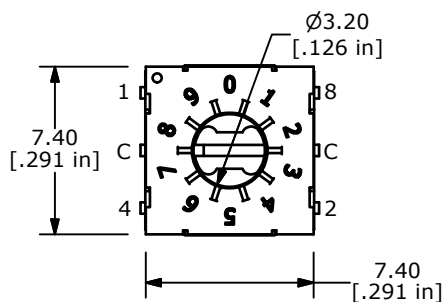


PCB LAYOUT

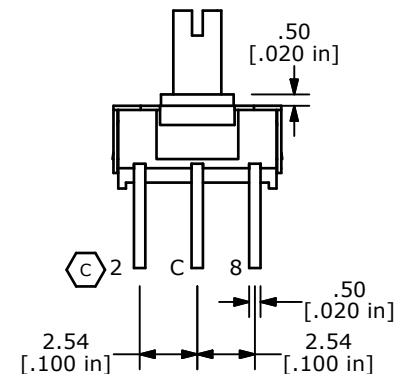
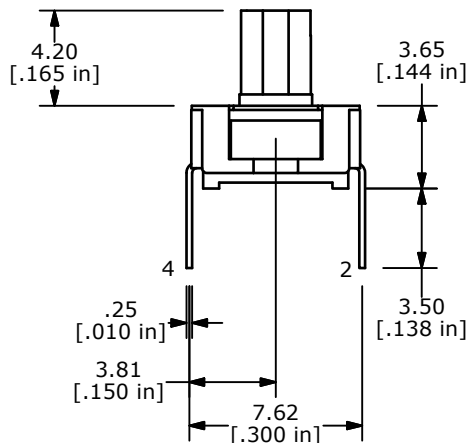


REAL CODE

	C	1	2	4	8
0	●				
1	●	●			
2	●		●		
3	●	●	●		
4	●			●	
5	●	●		●	
6	●		●	●	
7	●	●	●	●	
8	●				●
9	●	●			●

NOTES:

1. ALL DIMENSIONS IN MM [INCH]
2. GENERAL TOLERANCE: X.X=± 0.4  
X.XX=± 0.25
3. TERMINAL NUMBERS FOR REFERENCE ONLY
4. OPERATING FORCE: 120gf/cm ± 30gf
- ▲ 5. CONTACT RATING: 100mA, 42V DC (SWITCHING)  
400mA 42V DC (NON-SWITCHING)
6. CONTACT RESISTANCE: 80mΩ MAX.
7. INSULATION RESISTANCE: 100MΩ MIN @ 250VDC
8. DIELECTRIC STRENGTH: 250VAC 1 MIN.
9. LIFE: 25,000 STEPS
10. OPERATING TEMPERATURE: -60°C TO 125°C
11. PACKAGING: 70 PCS TUBE
12. IP RATING: IP67
13. ▲ DENOTES CRITICAL PARAMETER
14. 2002/95/EC (ROHS) COMPLIANT



C	19878	ORIENT ACTUATOR AND TERM. CALL-OUTS	04/26/11	BMA
B	19863	CHANGE ORIENTATION OF ACTUATOR	04/20/11	BMA
A	19711	RELEASE TO PRODUCTION	02/24/11	BMA
REV	PCR NO	DESCRIPTION	DATE	BY

THE INFORMATION CONTAINED IN THIS DOCUMENT IS PROPRIETARY TO E-SWITCH AND IS NOT TO BE COPIED OR TRANSFERRED

TITLE RDMER10P1T				
SCALE	DATE	DR	DWG	REV
3:1	2/24/2011	BMA	U100005	C