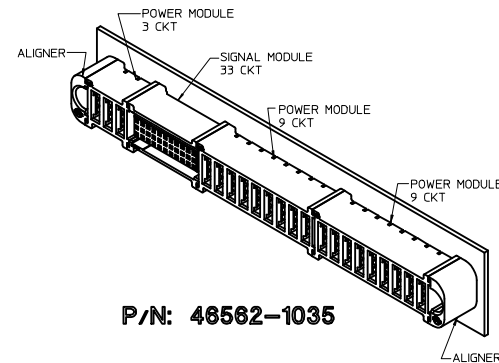
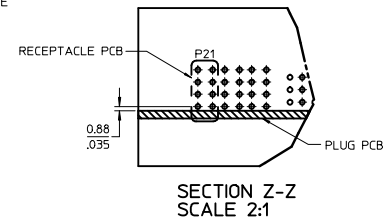
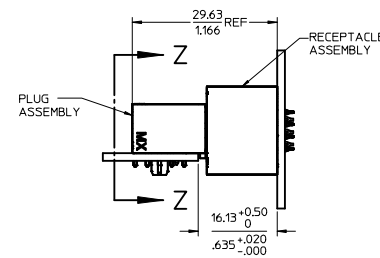


RECOMMENDED PCB LAYOUT AND KEEP-OUT ZONE

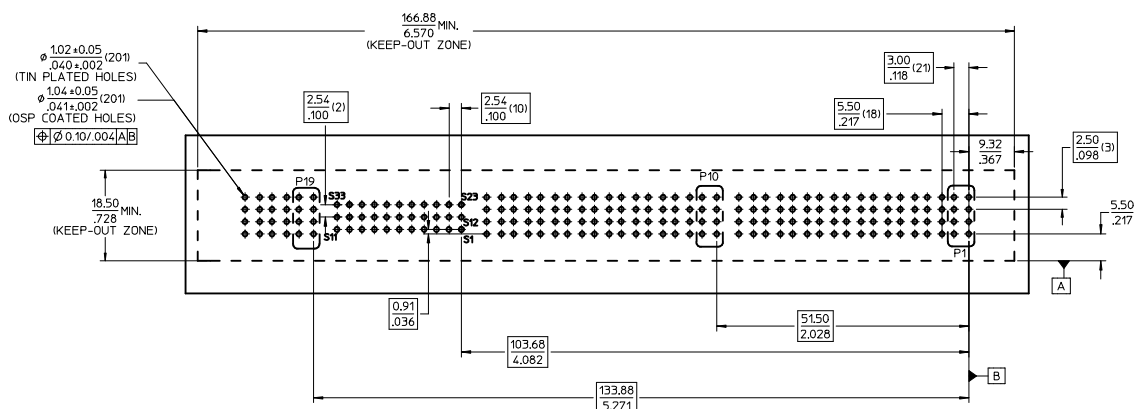
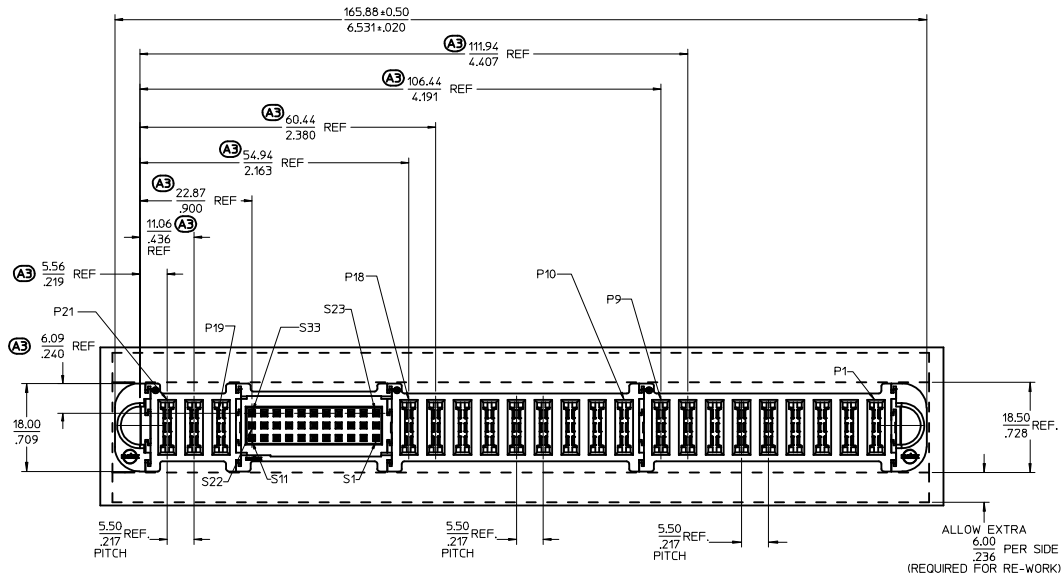
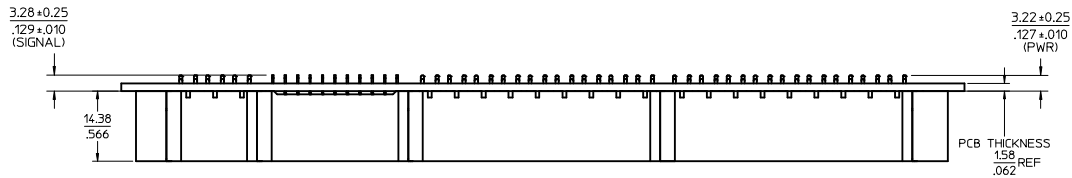


P/N: 46562-1035

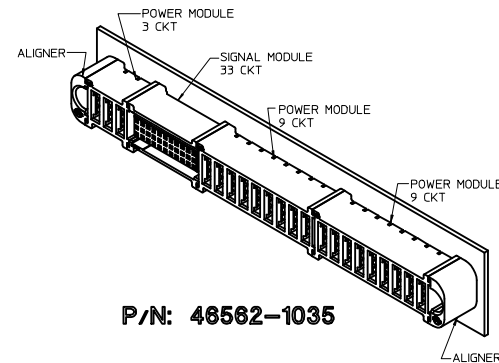


- NOTES:
- MATERIAL:
 - HOUSINGS: HIGH TEMPERATURE PLASTIC, BLACK, UL 94V-0 (LCP OR EQUIVALENT)
 - TERMINALS: HIGH CONDUCTIVITY COPPER ALLOY.
 - PLATING: 0.00127/0.000050 NICKEL OVERALL WITH 0.00254/0.000100 SELECTIVE TIN ON COMPLIANT PINS. AND 0.000762/0.000030 SELECTIVE GOLD ON CONTACT AREA.
 - PACKAGING ASSEMBLIES TO BE TRAY PACKED PER PACKAGING SPEC PK-46562-001.
 - INDIVIDUAL MODULES ARE RATED FOR VARIOUS VOLTAGE AND CURRENT RATINGS PER PS-46436-100.
 - PC BOARD REQUIRES SOLDER THRU HOLES, SEE PS-46436-100 FOR DETAILS.
 - PRODUCT TO MEET RoHS REQUIREMENTS.
 - ASSEMBLY MATES WITH PLUG ASSEMBLY, P/N 46437-1035.

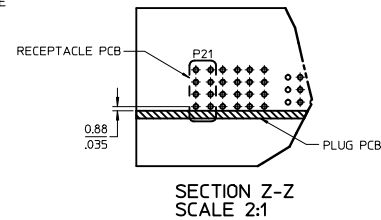
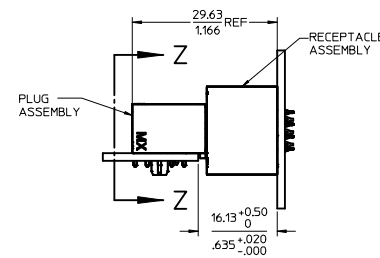
ADD DIMENSIONS IEC NO: UCF2010-0421 DRAWN: JOUTLES 2009/09/15 CHYK: 2009/09/16 APPR: APATEL 2009/09/23 REV: A3	QUALITY SYMBOLS	GENERAL TOLERANCES (UNLESS SPECIFIED)	DIMENSION STYLE MM/IN	SCALE 2:1	DESIGN UNITS METRIC	THIRD ANGLE PROJECTION
		4 PLACES ± mm ± INCH	DRAWN BY DATE MKARADI MAS 2008/05/12	TITLE RECEPTACLE ASSY TEN60 POWER FAMILY 3DC-33S-9DC-9DC		
		3 PLACES ± --- ± .010	CHECKED BY DATE KOSTIC 2008/05/15	MATERIAL NO. DOCUMENT NO. 46562-1035 SD-46562-135		
		2 PLACES ± 0.25 ± .010	APPROVED BY DATE PATEL 2008/05/15	SHEET NO. 1 OF 1		
	1 PLACE ± 0.25 ± ---	ANGULAR ±1/2°	DRAFT WHERE APPLICABLE MUST REMAIN WITHIN DIMENSIONS THIS DRAWING CONTAINS INFORMATION THAT IS PROPRIETARY TO MOLEX INCORPORATED AND SHOULD NOT BE USED WITHOUT WRITTEN PERMISSION			



RECOMMENDED PCB LAYOUT AND KEEP-OUT ZONE



P/N: 46562-1035



SECTION Z-Z
SCALE 2:1

- NOTES:
- MATERIAL:
 - HOUSINGS: HIGH TEMPERATURE PLASTIC, BLACK, UL 94V-0 (LCP OR EQUIVALENT)
 - TERMINALS: HIGH CONDUCTIVITY COPPER ALLOY.
 - PLATING: 0.00127/0.000050 NICKEL OVERALL WITH 0.00254/0.000100 SELECTIVE TIN ON COMPLIANT PINS. AND 0.000762/0.000030 SELECTIVE GOLD ON CONTACT AREA.
 - PACKAGING ASSEMBLIES TO BE TRAY PACKED PER PACKAGING SPEC PK-46562-001.
 - INDIVIDUAL MODULES ARE RATED FOR VARIOUS VOLTAGE AND CURRENT RATINGS PER PS-46436-100.
 - PC BOARD REQUIRES SOLDER THRU HOLES, SEE PS-46436-100 FOR DETAILS.
 - PRODUCT TO MEET RoHS REQUIREMENTS.
 - ASSEMBLY MATES WITH PLUG ASSEMBLY, P/N 46437-1035.

ADD DIMENSIONS IEC NO: UCF2010-0421 DRAWN: JUILLES 2009/09/15 CHYK: 2009/09/16 APPR: APATEL 2009/09/23 REV: A3	QUALITY SYMBOLS	GENERAL TOLERANCES (UNLESS SPECIFIED)	DIMENSION STYLE	SCALE	DESIGN UNITS	THIRD ANGLE PROJECTION	
		mm INCH	MM/IN	2:1	METRIC	⊙	
		4 PLACES ± --- ± ---	DRAWN BY DATE				TITLE
		3 PLACES ± --- ± .010	CHKD BY DATE				RECEPTACLE ASSY TEN60 POWER FAMILY 3DC-33S-9DC-9DC
	2 PLACES ± 0.25 ± .010	APPROVED BY DATE				MATERIAL NO. DOCUMENT NO.	
	1 PLACE ± 0.25 ± ---	PATEL 2008/05/15				46562-1035 SD-46562-135	
	ANGULAR ± 1/2°					SHEET NO. 1 OF 1	
	DRAFT WHERE APPLICABLE MUST REMAIN WITHIN DIMENSIONS						