

DRC14-40PA ✓ ACTIVE

DEUTSCH | DEUTSCH DRC

TE Internal #: DRC14-40PA

Housing for Male Terminals, Wire-to-Wire, 40 Position, .216 in [5.49 mm] Centerline, Sealable, Black, Wire & Cable, Power & Signal, DEUTSCH DRC

[View on TE.com >](#)



Connectors > Automotive Connectors > Automotive Housings > DEUTSCH DRC Housings



Connector & Housing Type: **Housing for Male Terminals**

Mating Pin Diameter: **1.59 mm [.063 in]**

Connector System: **Wire-to-Wire**

Number of Positions: **40**

Centerline (Pitch): **5.49 mm [.216 in]**

[All DEUTSCH DRC Housings \(112\)](#)

Features

Product Type Features

Connector Shape	Rectangular
Connector & Housing Type	Housing for Male Terminals
Connector System	Wire-to-Wire
Sealable	Yes
Hybrid Connector	No
Primary Locking Feature	Contact Retainer
Connector & Contact Terminates To	Wire & Cable

Configuration Features

Blank Cavity Position	0
Number of Positions	40
Number of Rows	4

Electrical Characteristics

Operating Voltage	250 VAC
Nominal Voltage Architecture	12 V, 24 V, 48 V

Body Features

Cable Exit Angle	180°
Primary Product Color	Black



Connector & Keying Code	A
-------------------------	---

Contact Features

Contact Size	Size 16
--------------	---------

Contact Type	Pin
--------------	-----

Mating Pin Diameter	1.59 mm [.063 in]
---------------------	-------------------

Contact Current Rating (Max)	13 A
------------------------------	------

Mechanical Attachment

Terminal Position Assurance	No
-----------------------------	----

Strain Relief	Add By Accessory
---------------	------------------

Mating Alignment Type	Keyed
-----------------------	-------

Mating Alignment	With
------------------	------

Connector Mounting Type	Cable Mount (Free-Hanging)
-------------------------	----------------------------

Housing Features

Housing Material	PPS GF
------------------	--------

Centerline (Pitch)	5.49 mm [.216 in]
--------------------	-------------------

Dimensions

Connector Height	30.53 mm [1.202 in]
------------------	---------------------

Product Width	73.86 mm [2.908 in]
---------------	---------------------

Product Length	43.15 mm [1.699 in]
----------------	---------------------

Row-to-Row Spacing	5.49 mm [.216 in]
--------------------	-------------------

Usage Conditions

Operating Temperature (Max)	125 °C [257 °F]
-----------------------------	-----------------

Operating Temperature Range	-55 – 125 °C [-67 – 257 °F]
-----------------------------	-----------------------------

Operation/Application

Circuit Application	Power & Signal
---------------------	----------------

Industry Standards

Degree of Protection	IP68, IP6K9K
----------------------	--------------

Agency/Standard	SAE J2030
-----------------	-----------

UL Flammability Rating	20mm Flame Test per Standard UL-94
------------------------	------------------------------------

Packaging Features

Packaging Quantity	125
--------------------	-----



Packaging Method Box

Other

Serviceable Yes

Connector Position Assurance Capable No

Product Compliance

[For compliance documentation, visit the product page on TE.com>](#)

EU RoHS Directive 2011/65/EU Compliant

EU ELV Directive 2000/53/EC Compliant

China RoHS 2 Directive MIIT Order No 32, 2016 No Restricted Materials Above Threshold

EU REACH Regulation (EC) No. 1907/2006 Current ECHA Candidate List: JAN 2023 (233)
Candidate List Declared Against: JAN 2023 (233)
Does not contain REACH SVHC

Halogen Content BFR/CFR/PVC Free, but Br/Cl >900 ppm in other sources.

Solder Process Capability Not reviewed for solder process capability

Product Compliance Disclaimer

This information is provided based on reasonable inquiry of our suppliers and represents our current actual knowledge based on the information they provided. This information is subject to change. The part numbers that TE has identified as EU RoHS compliant have a maximum concentration of 0.1% by weight in homogenous materials for lead, hexavalent chromium, mercury, PBB, PBDE, DBP, BBP, DEHP, DIBP, and 0.01% for cadmium, or qualify for an exemption to these limits as defined in the Annexes of Directive 2011/65/EU (RoHS2). Finished electrical and electronic equipment products will be CE marked as required by Directive 2011/65/EU. Components may not be CE marked. Additionally, the part numbers that TE has identified as EU ELV compliant have a maximum concentration of 0.1% by weight in homogenous materials for lead, hexavalent chromium, and mercury, and 0.01% for cadmium, or qualify for an exemption to these limits as defined in the Annexes of Directive 2000/53/EC (ELV). Regarding the REACH Regulation, the information TE provides on SVHC in articles for this part number is based on the latest European Chemicals Agency (ECHA) 'Guidance on requirements for substances in articles' posted at this URL: <https://echa.europa.eu/guidance-documents/guidance-on-reach>

Compatible Parts



TE Part # CAT-D48-SP729
DEUTSCH Sealing Plugs



TE Part # CAT-D48-ST273
DEUTSCH Solid Contacts



TE Part # CAT-D799-CH8172
DEUTSCH DRC Housings



TE Part # 0411-291-1405
EXT TOOL, SIZE 16, 14-16 AWG, N, GRN




TE Part # 0411-204-1605
EXT TOOL, SIZE 16, 16-18 AWG, N, DRK BLU



TE Part # DRC40-BT
BOOT, 40P, 16SZ, PLG/REC, ST, BLK



TE Part # DRC40-BT-90DEG
BOOT, 40P, 16SZ, PLG/REC, RA, BLK



TE Part # CAT-J67-DSCC16
DEUTSCH Size 16 Crimp Contacts



TE Part # 2300908-1
0460-003-16329, PIN, SOLID, 20-24AWG, AU

TE Part # 0504-001-4001
DUST CAP, 40P, REC, BLK, DRC16

TE Part # 0515-001-4005
PROTECT CVR, 40P, PLG, WHT, DRC16

TE Part # 0515-002-4005
PROTECT CVR, 40P, REC, WHT, DRC16


TE Part # CAT-D48-SFT273
DEUTSCH Stamped and Formed Contacts

TE Part # DRC40-BT-DH
BOOT, 40P, 16SZ, PLG/REC,ST,DRN HOLE,BLK


TE Part # DRC40-BT-GRAY
BOOT, 40P, 16SZ, PLG/REC, ST, GRY

TE Part # DRC40-BT-YW
BOOT, 40P, 16SZ, PLG/REC, ST, YEL


Also in the Series | **DEUTSCH DRC**



Automotive Connector Caps & Covers (9)



Automotive Housings(112)



Insertion & Extraction Tools(7)



PCB Headers & Receptacles(44)

Customers Also Bought



TE Part #HDP26-24-16SN
DEUTSCH HDP20 Housings



TE Part #DRC14-24PA
DEUTSCH DRC Housings



TE Part #DT04-12PC
REC, 12P, GRN, N, C



Documents

Product Drawings

[REC, 40P, BLK, N, A](#)

English

CAD Files

[3D PDF](#)

3D

Customer View Model

[ENG_CVM_CVM_DRC14-40PA_D.2d_dxf.zip](#)

English

Customer View Model

[ENG_CVM_CVM_DRC14-40PA_D.3d_igs.zip](#)

English

Customer View Model

[ENG_CVM_CVM_DRC14-40PA_D.3d_stp.zip](#)

English

By downloading the CAD file I accept and agree to the [Terms and Conditions](#) of use.

Datasheets & Catalog Pages

[ICT Terminals and Connectors Catalogue](#)

English

Product Specifications

[Engineering Report](#)

English

Agency Approvals

[UL Report](#)

English