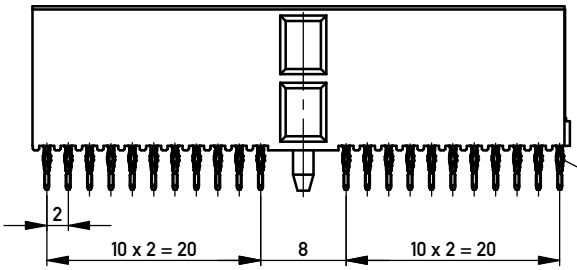

EN Zone für durchkontaktierte Löcher ∅0,6 ±0,05
compliant zone for thru hole ∅ 0,6 ± 0,05

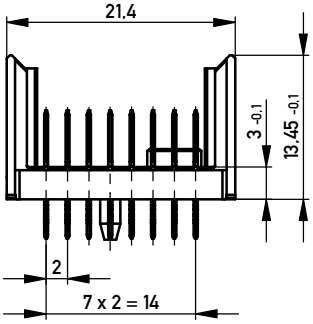

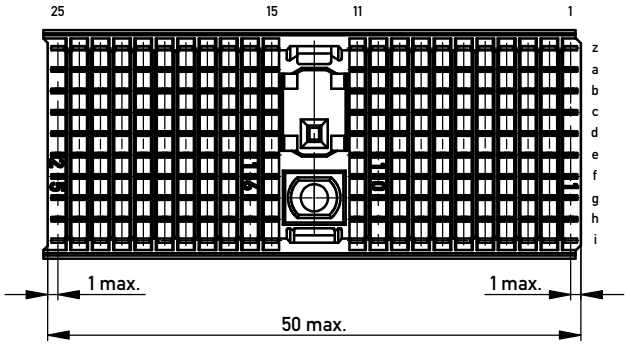

Bestückungsplan / *contact layout*

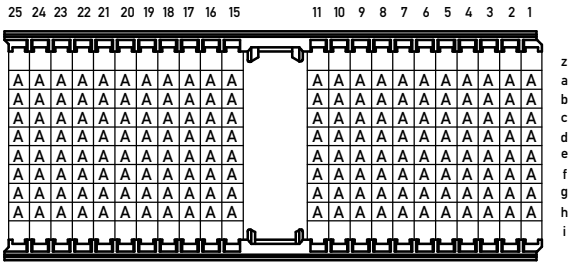

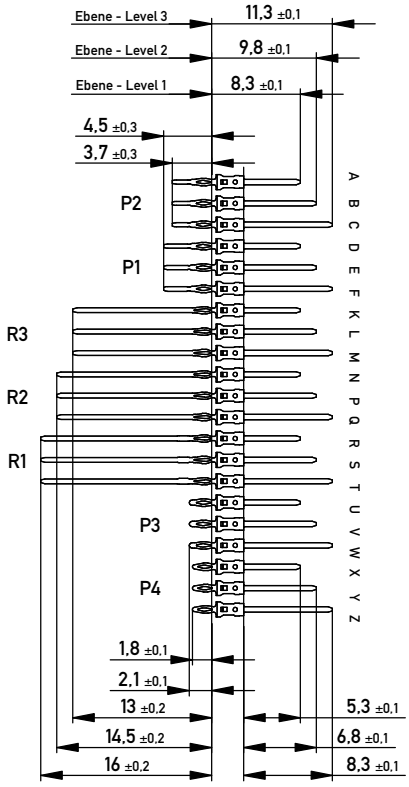

Lochbild für Leiterplatte (Bestückungsseite)

board hole pattern (component mounting side)

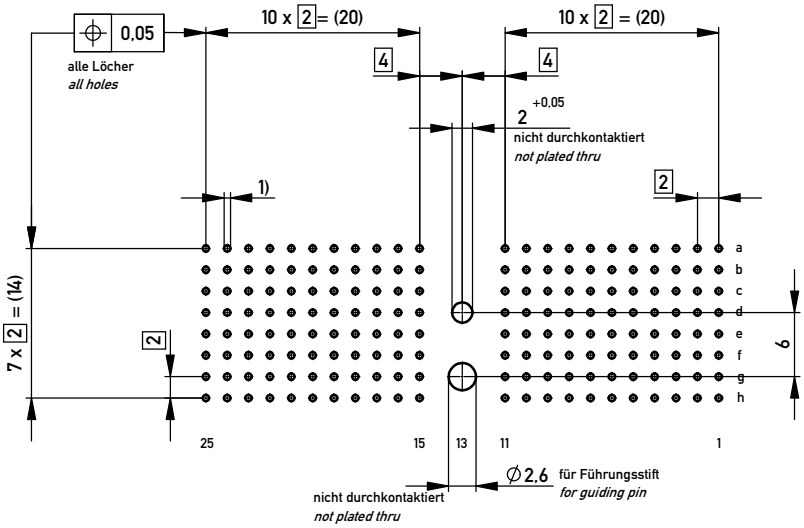

1) ∅ 0,6 ±0,05 Durchmesser des metallisierten Loches
∅ 0,6 ±0,05 Diameter of finished plated-through hole

Schichtaufbau im metallisierten Loch siehe Zeichnung 164062 Nr.1
Metal plating of plated-through hole according to 164062 No.1

Fehlende Maße und Angaben nach IEC 61076-4-101
Missing information and dimensions per IEC 61076-4-101

Information: P2 Level 1 siehe Bestückungsplan / *see contact layout* Anforderungsstufe 2 / *class 2*	Tolerances	All Dimensions in mm	Scale 2:1
All rights reserved. Only for Information. To ensure that this is the latest version of this drawing, please contact one of the ERNI companies before using.	Subject to modification without prior notice. Drawing will not be updated.	ERNI www.ERNI.com	Designation ERmet Messerleiste D *ERmet Male Wide Type D*
d 20.02.2018			104517 — I — A3
Index Date			Class ERMD

Copyright by ERNI Production GmbH & Co. KG
Proprietary notice pursuant to ISO 16016 to be observed.