

INDEX	PART	TYPE	MATERIAL	COLOR / COATING
1	C17422_DAISSY-4X1-SHD2-MATT_001	SHADE	PC	BLACK
2	C16993_DAISSY-4X1-WW-D	LENS	PMMA	Semi-CLEAR

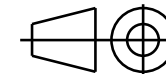
MECHANICAL DRAWING

PRODUCT
CN17428_DAISSY-4X1-WW-MATT-D

LEDiL[®]

Plastic moulding general tolerances according to DIN 16901-130 and applies if not otherwise shown in the drawing. Silicone moulding general tolerances according to ISO 3302-1 Class M3 and applies if not otherwise shown in the drawing.

FIRST ANGLE PROJECTION:



This drawing is the property of LEDiL Oy. It may not be copied or otherwise distributed without prior written permission from LEDiL Oy.

SCALE 1:1

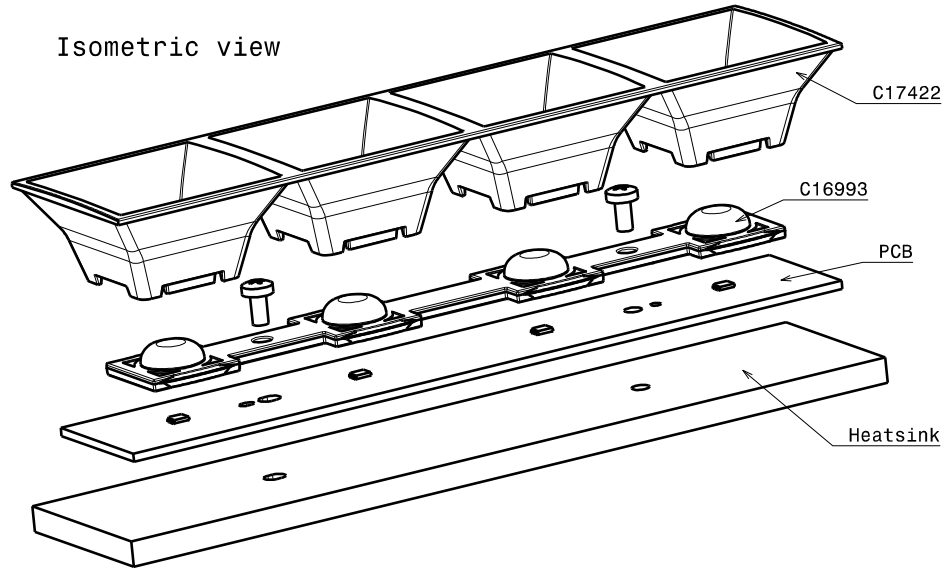
WEIGHT 26,601g

A3 SHEET 1/1

Notes

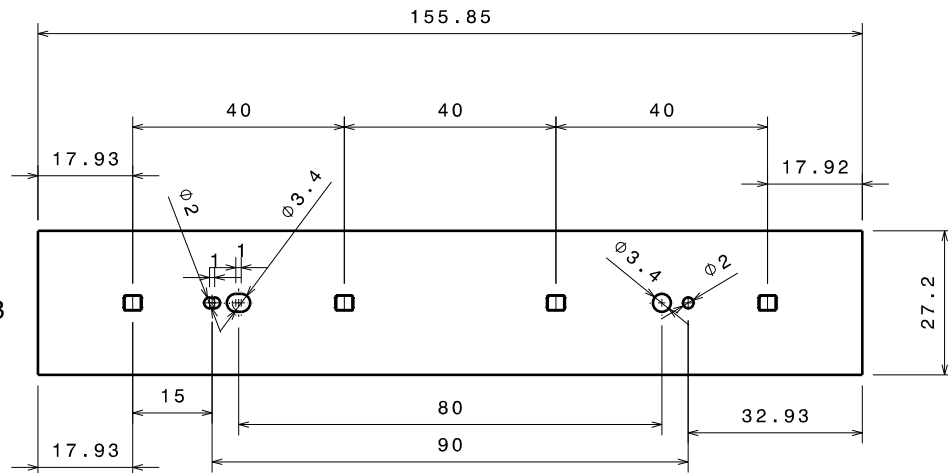

	PCB or heatsink level.
	LED location
	Ensure LED fitting from a product specific 3D model available from www.ledil.com
	For more details about installation please see LEDiL Installation Guide on www.ledil.com

Isometric view



Positioning of different LED combinations

Recommended LED spacing in clusters is 0,2mm



INDEX	PART	TYPE	MATERIAL	COLOR / COATING
1	C17422_DAISY-4X1-SHD2-MATT_001	SHADE	PC	BLACK
2	C16993_DAISY-4X1-WW-D	LENS	PMMA	Semi-CLEAR

Notes
 Ensure LED fitting from a product specific 3D model available from www.ledil.com
 For more details about installation please see LEDiL Installation Guide on www.ledil.com

MECHANICAL DRAWING		LEDiL [®]
PRODUCT CN17428_DAISY-4X1-WW-MATT-D		
Plastic moulding general tolerances according to DIN 16901-130 and applies if not otherwise shown in the drawing. Silicone moulding general tolerances according to ISO 3302-1 Class M3 and applies if not otherwise shown in the drawing.	FIRST ANGLE PROJECTION: 	This drawing is the property of LEDiL Oy. It may not be copied or otherwise distributed without prior written permission from LEDiL Oy.
SCALE 1:1	WEIGHT 26,601g	A3 SHEET 1/1