

MATERIAL NUMBER	# OF COLUMNS	# OF DIFF PAIR	DIM "A" MAX	DIM "B"	PTH ϕ
76560-*1**	10	60	26.60	17.10	0.46 \pm 0.05
76560-*7**	14	84	34.20	24.70	0.46 \pm 0.05
76560-*6**	16	96	38.00	28.50	0.46 \pm 0.05
76560-*1**	10	60	26.60	17.10	0.39 \pm 0.05
76560-*7**	14	84	34.20	24.70	0.39 \pm 0.05
76560-*6**	16	96	38.00	28.50	0.39 \pm 0.05

76560-****

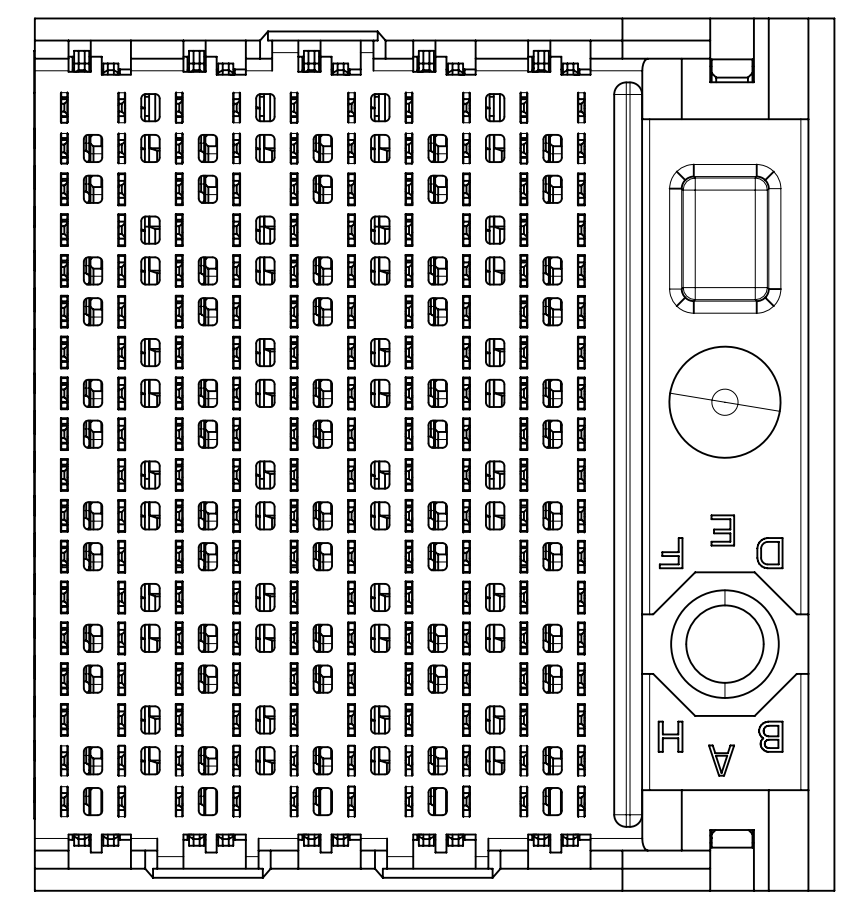
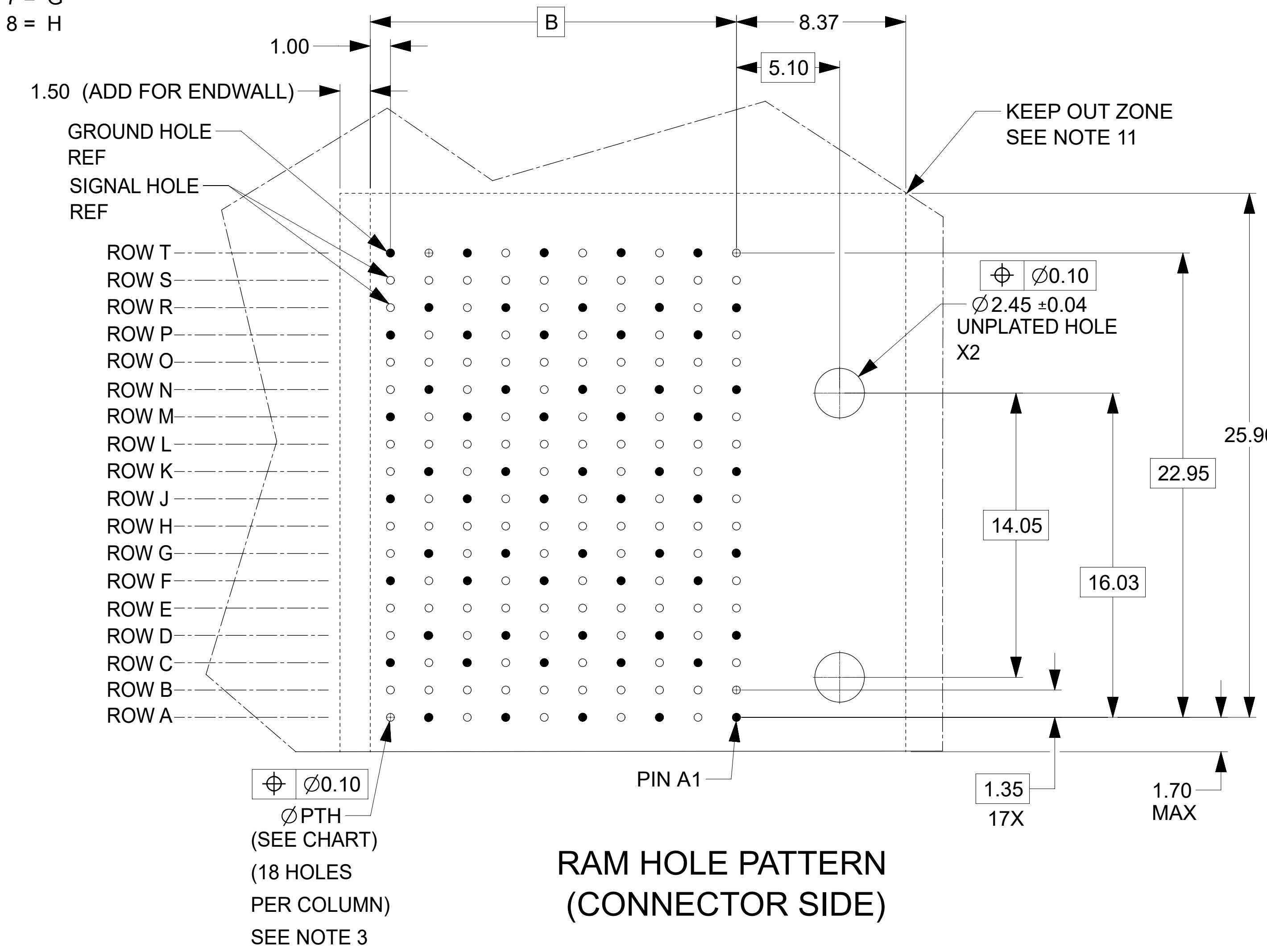
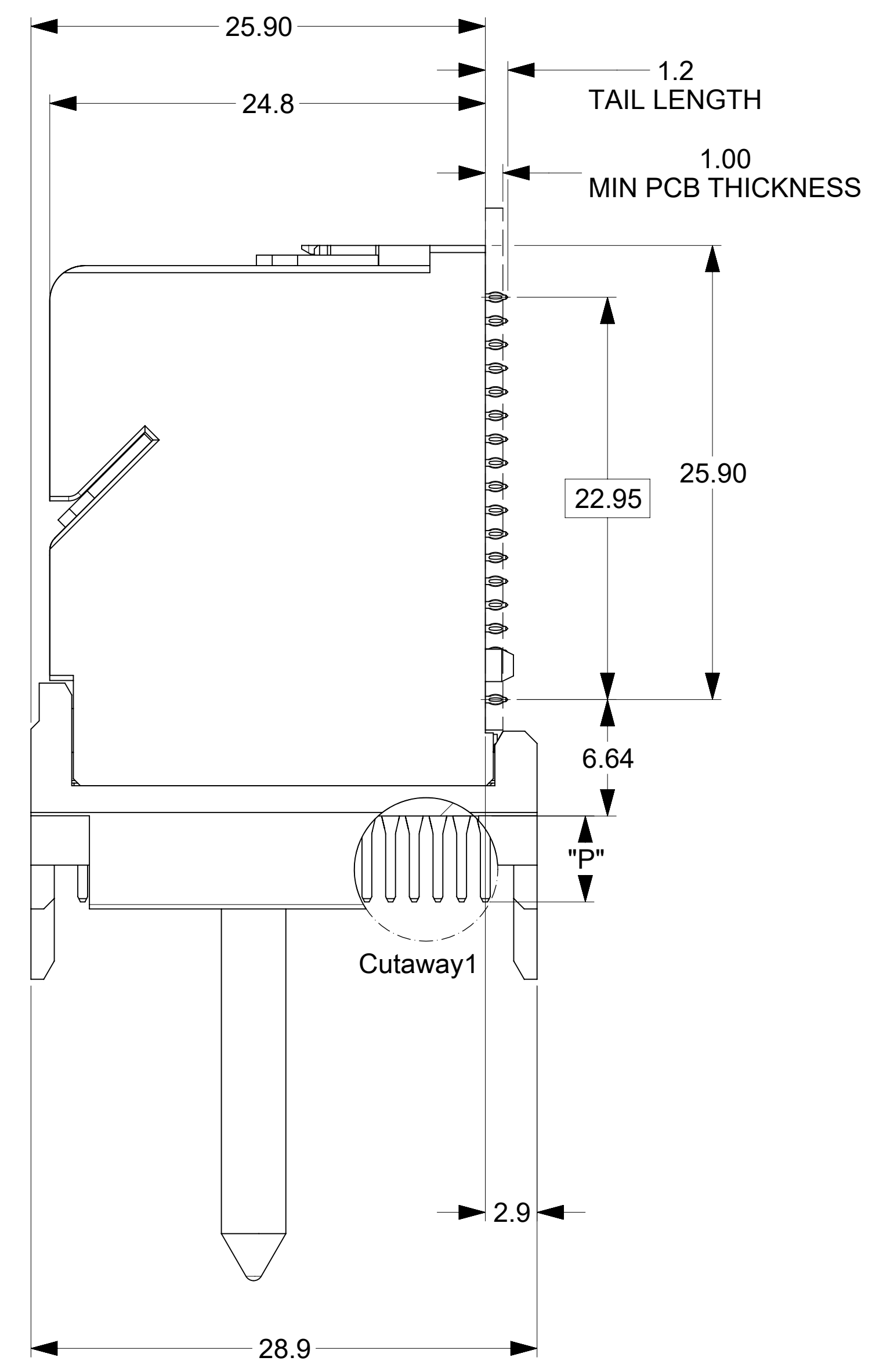
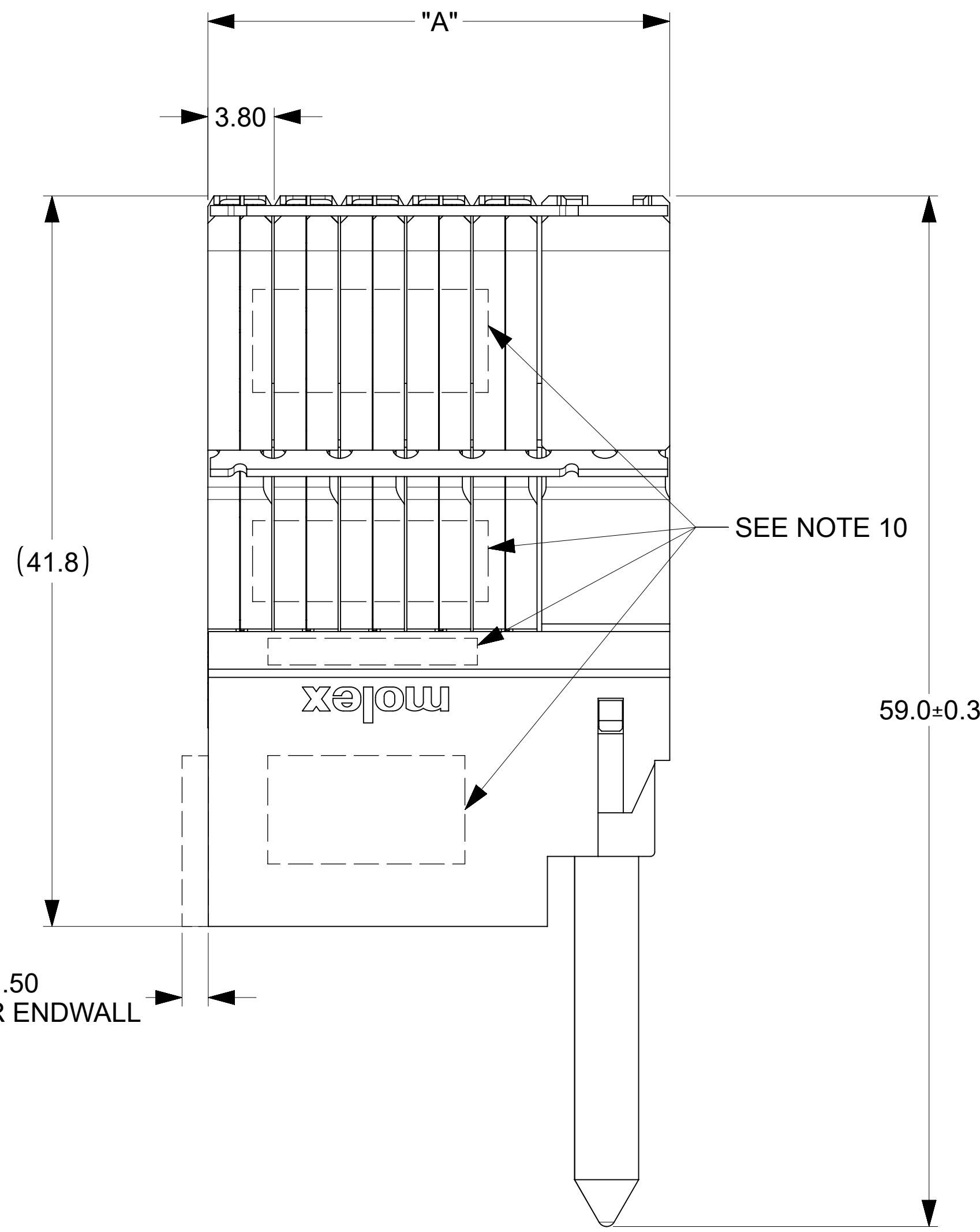
MODULE TYPE
 5 = GUIDED, LEAD-FREE
 9 = GUIDED, LEAD-FREE W/ ENDWALL

PIN LENGTH (P)
 4 = 4.90 (0.46 PTH)
 5 = 5.50 (0.46 PTH)
 7 = 4.90 (0.39 PTH)
 8 = 5.50 (0.39 PTH)

OF COLUMNS
 1 = 10 COLUMNS
 6 = 16 COLUMNS
 7 = 14 COLUMNS

KEY ORIENTATION
 0 = NO KEY
 1 = A
 2 = B
 3 = C
 4 = D
 5 = E
 6 = F
 7 = G
 8 = H

- NOTES:
- MATERIALS: HOUSING - LIQUID CRYSTAL POLYMER (LCP), GLASS-FILLED, UL94V-0
 TERMINALS - HIGH PERFORMANCE COPPER ALLOY
 - FINISH: 30 μ IN SELECTIVE GOLD IN CONTACT AREA, SELECTIVE TIN ON PCB TAILS, NICKEL OVERALL.
 - REFER TO MOLEX PRODUCT SPECIFICATION PS-76060-999 FOR PERFORMANCE SPECIFICATIONS AND ADDITIONAL PCB INFORMATION.
 - EACH SIGNAL WAFER CONTAINS 2 COLUMNS OF TERMINALS.
 - PRODUCT IS PACKAGED PER PK-70873-777.
 - THIS PART CONFORMS TO CLASS B REQUIREMENTS OF COSMETIC SPEC PS-45499-002.
 - REFER TO MOLEX SALES DRAWING SD-76150-002 FOR THE MATING RECEPTACLES.
 - REFER TO MOLEX PCB ROUTING GUIDE AS-76060-990 FOR ANTIPAD AND ROUTING RECOMMENDATIONS.
 - OPEN WALL VERSION SHOWN FOR CLARITY, SEE PCB LAYOUT FOR OVERALL LENGTH ADDITION ON THE ASSEMBLIES WITH ENDWALLS.
 - MARKING: LOCATED APPROXIMATELY AS SHOWN. PART NUMBER AND DATE CODE.
 - THESE DIMENSIONS REPRESENT THE AREA NEEDED TO ACCOMMODATE CONNECTOR INSERTION AND REPAIR ON THE PCB. THIS IS REFERRED TO AS THE "CONNECTOR KEEP OUT ZONE" AND DOES NOT REPRESENT THE ACTUAL PERIMETER OF THE CONNECTOR.



THIS DRAWING CONTAINS INFORMATION THAT IS PROPRIETARY TO MOLEX ELECTRONIC TECHNOLOGIES, LLC AND SHOULD NOT BE USED WITHOUT WRITTEN PERMISSION											
DIMENSION UNITS		SCALE		CURRENT REV DESC: REMASTERED TO NX							
mm		NTS									
GENERAL TOLERANCES (UNLESS SPECIFIED)											
ANGULAR TOL \pm 0.5°											
4 PLACES		\pm		EC NO: 705090							
3 PLACES		\pm		DRWN: YOGEEB 2021/12/10							
2 PLACES		\pm 0.13		CHK'D: DYARAS 2022/02/10							
1 PLACE		\pm 0.25		APPR: LZENG 2022/05/13							
0 PLACES		\pm		INITIAL REVISION:							
				DRWN: JGONZALEZ01 2015/06/25							
				APPR: TELO 2016/01/10							
DRAFT WHERE APPLICABLE MUST REMAIN WITHIN DIMENSIONS				THIRD ANGLE PROJECTION		DRAWING		SERIES		MATERIAL NUMBER	
				D-SIZE		76560		SEE TABLE		CUSTOMER	
								GENERAL MARKET		SHEET NUMBER	
								1 OF 2			

