

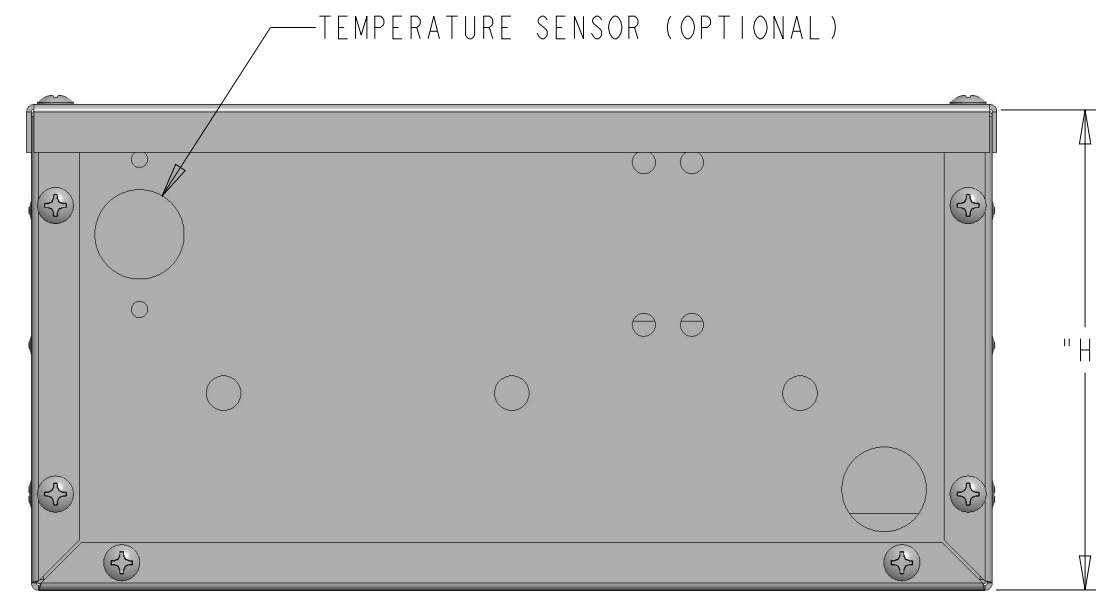


REVISIONS				
P	LTR	DESCRIPTION	DATE	APVD
A		INITIAL RELEASE	07OCT2021	KS AP



SCALE 1:5



(x4) $\varnothing 11.125$
(MOUNTING HOLES)

(x5) $\varnothing 22.225$ (KNOCKOUTS)
[ONE LOCATED ON BOTTOM
2 ON LEFT AND RIGHT SIDE]



PART NUMBER	W (mm)	L (mm)	H (mm)	M1 (mm)	M2 (mm)	TOTAL RESISTANCE	H.P.	DUTY CYCLE	DRIVE VOLTAGE	BRAKING TORQUE
HPBA020E575R100E	483	254	127	445	191	575 Ohms \pm 10%	2.00	100%	575 V	100%

NOTE:
1. FOR FURTHER TECHNICAL INFORMATION PLEASE SEE THE DATASHEET FOR THE HPBA SERIES

THIS DRAWING IS A CONTROLLED DOCUMENT.		DWN S. KARTHIK 27-09-2021	TE Connectivity															
DIMENSIONS: mm		CHK ALLAN PILE 27-09-2021																
TOLERANCES UNLESS OTHERWISE SPECIFIED:		APVD ALLAN PILE 27-09-2021	NAME BRAKING RESISTOR ASSEMBLY TYPE HPBA SERIES HPBA020E575R100E															
<table border="1"> <tr> <td>0 PLC</td> <td>\pm</td> </tr> <tr> <td>1 PLC</td> <td>\pm</td> </tr> <tr> <td>2 PLC</td> <td>± 0.50</td> </tr> <tr> <td>3 PLC</td> <td>± 0.500</td> </tr> <tr> <td>4 PLC</td> <td>\pm</td> </tr> <tr> <td>ANGLES</td> <td>\pm</td> </tr> <tr> <td>FINISH</td> <td>-</td> </tr> </table>		0 PLC	\pm	1 PLC	\pm	2 PLC	± 0.50	3 PLC	± 0.500	4 PLC	\pm	ANGLES	\pm	FINISH	-	PRODUCT SPEC -	SIZE A2	
0 PLC	\pm																	
1 PLC	\pm																	
2 PLC	± 0.50																	
3 PLC	± 0.500																	
4 PLC	\pm																	
ANGLES	\pm																	
FINISH	-																	
MATERIAL -		APPLICATION SPEC -	CAGE CODE 00779	DRAWING NO G-5-2176470-0														
		WEIGHT -	RESTRICTED TO -															
		CUSTOMER DRAWING	SCALE 1:2	SHEET 1 OF 2														
			REV A															

4

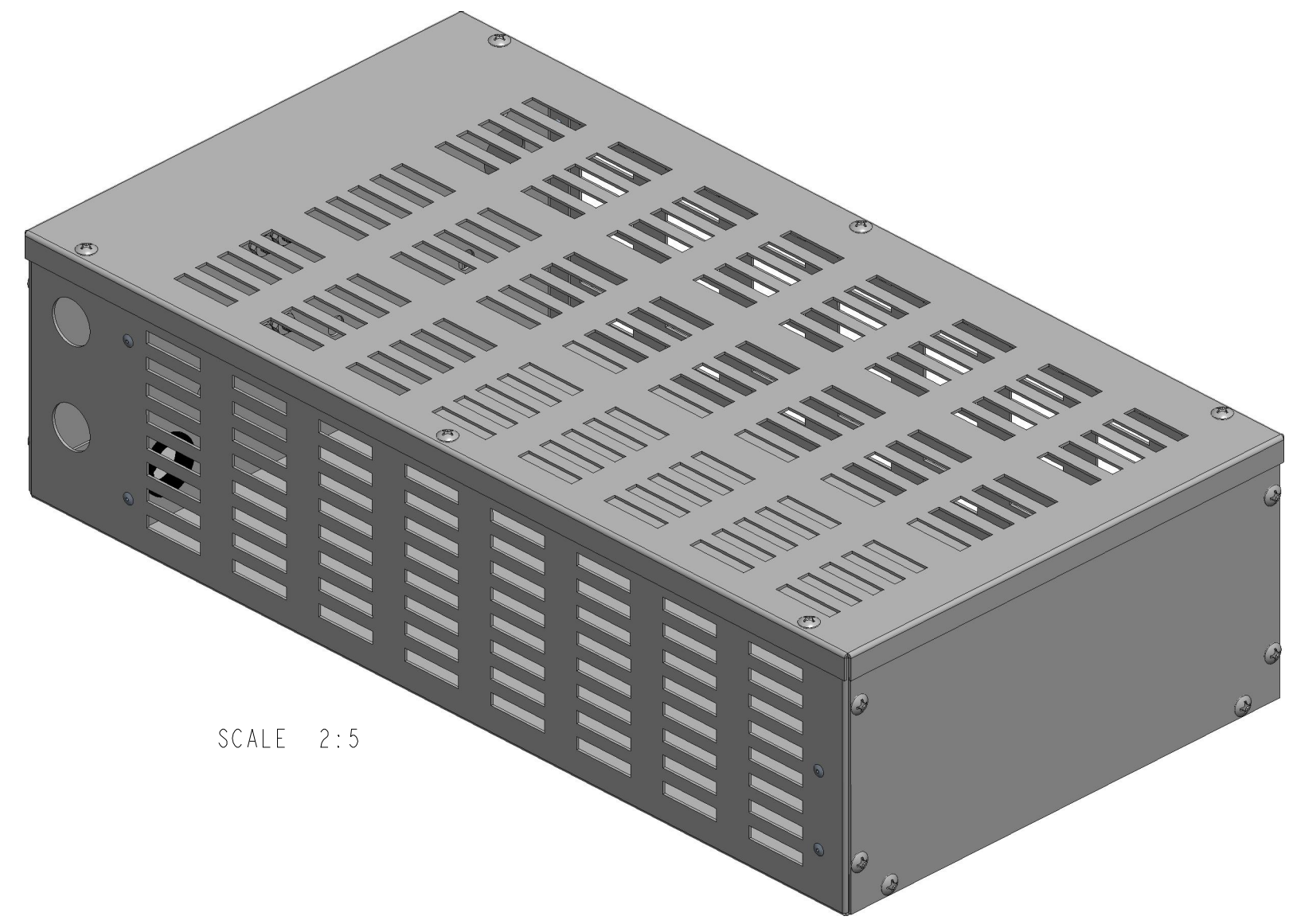
3

2

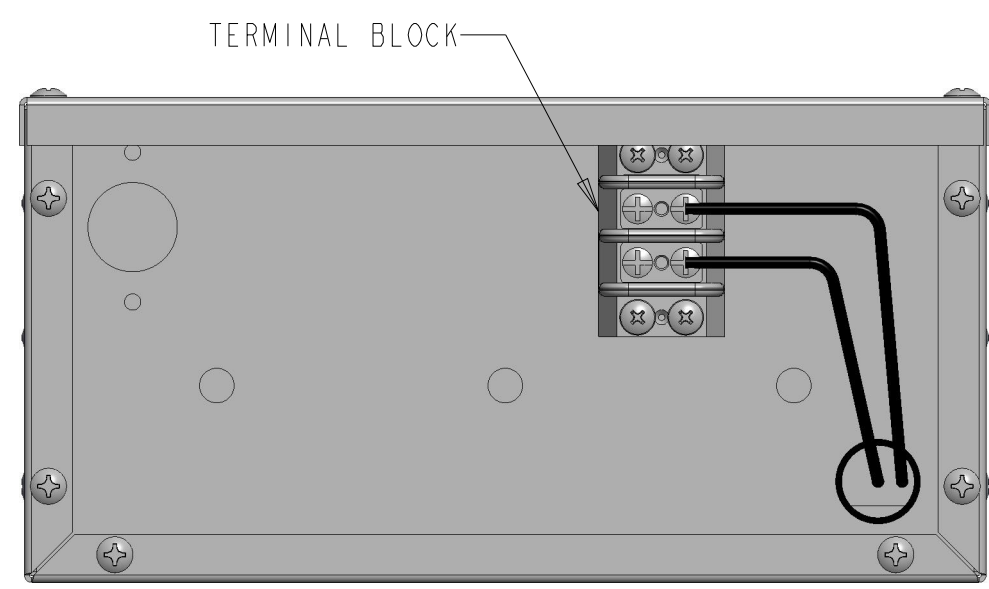
1

© 2021 TE Connectivity. All Rights Reserved.


REVISIONS				
P	LTR	DESCRIPTION	DATE	APVD
		SEE SHEET 1		




SCALE 2:5



TERMINAL BLOCK



THIS DRAWING IS A CONTROLLED DOCUMENT.		DWN S. KARTHIK 27-09-2021	 TE Connectivity															
DIMENSIONS: mm		CHK ALLAN PILE 27-09-2021																
TOLERANCES UNLESS OTHERWISE SPECIFIED:		APVD ALLAN PILE 27-09-2021	NAME BRAKING RESISTOR ASSEMBLY TYPE HPBA SERIES HPBA020E575R100E															
<table border="1"> <tr> <td>0 PLC</td> <td>±</td> </tr> <tr> <td>1 PLC</td> <td>±</td> </tr> <tr> <td>2 PLC</td> <td>±0.50</td> </tr> <tr> <td>3 PLC</td> <td>±0.500</td> </tr> <tr> <td>4 PLC</td> <td>±</td> </tr> <tr> <td>ANGLES</td> <td>±</td> </tr> <tr> <td>FINISH</td> <td></td> </tr> </table>		0 PLC	±	1 PLC	±	2 PLC	±0.50	3 PLC	±0.500	4 PLC	±	ANGLES	±	FINISH		PRODUCT SPEC -	SIZE A2	CAGE CODE 00779
0 PLC	±																	
1 PLC	±																	
2 PLC	±0.50																	
3 PLC	±0.500																	
4 PLC	±																	
ANGLES	±																	
FINISH																		
MATERIAL -		APPLICATION SPEC -	DRAWING NO C-5-2176470-0	RESTRICTED TO -														
		WEIGHT -	SCALE 1:2 SHEET 2 OF 2 REV A															
		CUSTOMER DRAWING																