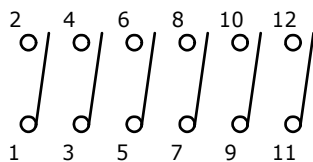
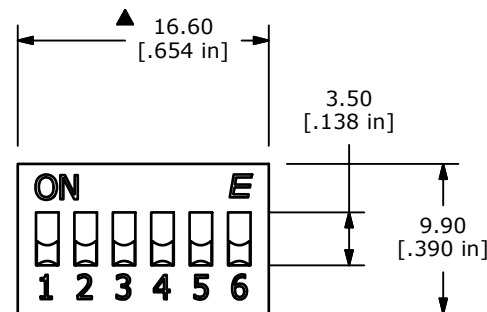
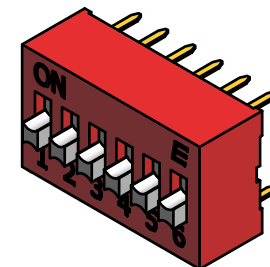


RECOMMENDED  
PCB LAYOUT

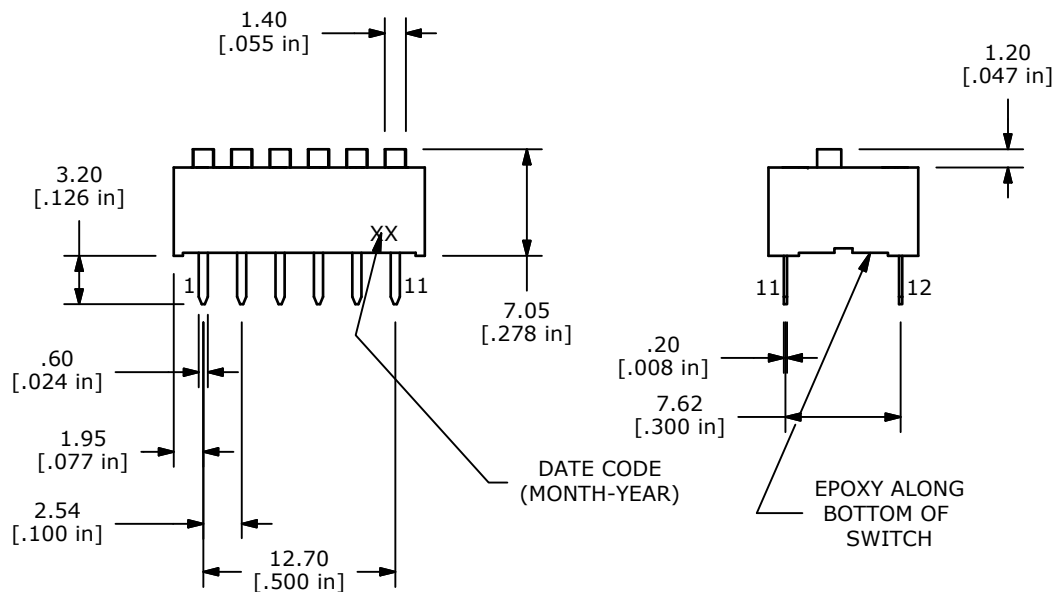


▲ CIRCUIT - 6 POSITION



NOTE:

1. ALL DIMENSIONS IN MM [INCH]
2. GENERAL TOLERANCE: X.X=±0.4  
X.XX=±0.25
3. TERMINAL NUMBERS FOR REF ONLY
4. PLATING MATERIAL: GOLD
5. RATING: SWITCH: 25mA @ 24VDC  
CARRY: 100mA @ 50VDC
6. OPERATING LIFE: 2,000 CYCLES, EACH CIRCUIT
7. INSULATION RESISTANCE: 100 MΩ min. @ 500VDC
8. DIELECTRIC STRENGTH: 500V RMS @SEA LEVEL.
9. OPERATING FORCE: 1,000gf MAX.
10. OPERATING TEMP: -40°C to 85°C
11. CONTACT RESISTANCE: INITIAL: 50m Ω TYP. @ 2-4VDC @ 100mA
- ▲ 12. PART SUPPLIED WITH ALL POLES IN THE OFF POSITION
13. ▲ DENOTES CRITICAL PARAMETER.
14. 2011/65/EC (ROHS) COMPLIANT



C	22972	REDRAWN, NEW SWITCH BODY	8-2-17	rc
REV	PCR NO	DESCRIPTION	DATE	BY
THE INFORMATION CONTAINED IN THIS DOCUMENT IS PROPRIETARY TO E-SWITCH AND IS NOT TO BE COPIED OR TRANSFERRED				

TITLE <b>KAS1106E</b>				
SCALE	DATE	DR	DWG	REV
2:1	8/2/2017	rc	N211060	C