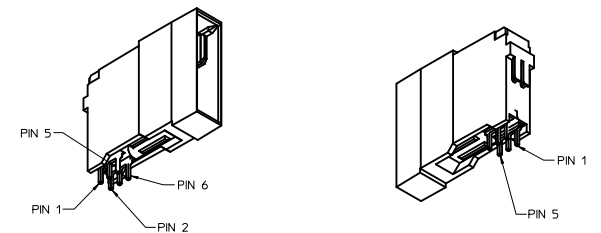
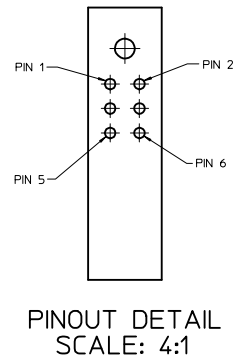
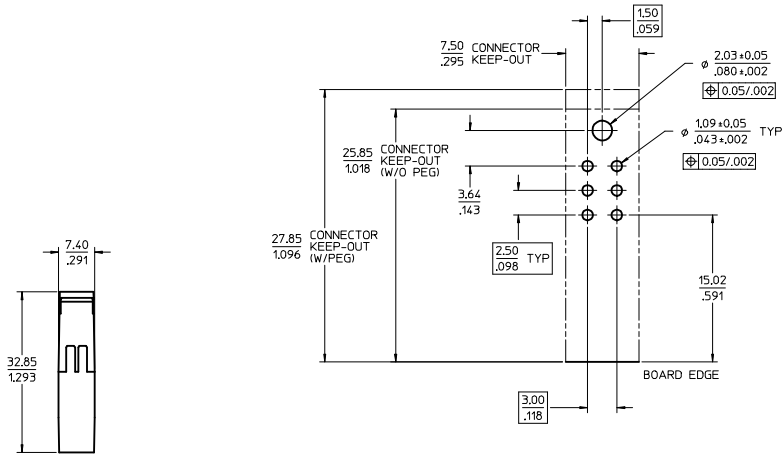


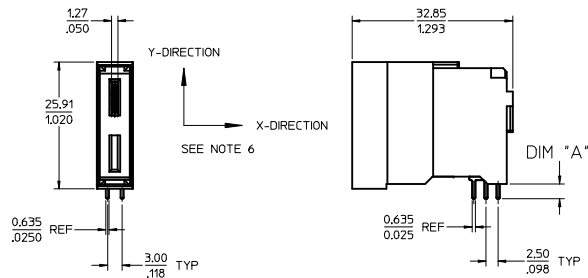
PART NUMBER	DESCRIPTION	DIM "A" PC TAIL LENGTH	PLATING
75561-5200	SHORT PC TAIL - NO PEG	3.071,121	30µ INCH MIN SELECT HARD GOLD IN CONTACT AREA WITH 100µ INCH MIN SELECT TIN IN TAIL AREA OVER 50µ INCH MIN NICKEL OVERALL
75561-5201	LONG PC TAIL - NO PEG	3.811,150	
75561-1520	SHORT PC TAIL - PEG	3.071,121	30µ INCH MIN SELECT HARD GOLD IN CONTACT AREA WITH 100µ INCH MIN SELECT TIN IN TAIL AREA OVER 50µ INCH MIN NICKEL OVERALL
75561-1521	LONG PC TAIL - PEG	3.811,150	

- NOTES:
- MATERIALS:  
- HOUSING: 30% GLASS FILLED, LCP 94V-0, COLOR: BLACK  
- TERMINALS: COPPER ALLOY  
PLATING PER ES-88 - SEE CHART
  - SEE CHART FOR REFERENCE DOCUMENTS
  - PLUG MATES WITH RECEPTACLE ASSEMBLIES: 75545-5100 & 75545-5101
  - MODULE IS DESIGNED FOR SOLDERING TO THE PCB
  - MODULE ASSEMBLY IS RoHS COMPLIANT
  - GATHERABILITY: ±0.65/0.26 X-DIRECTION  
±1.30/0.51 Y-DIRECTION



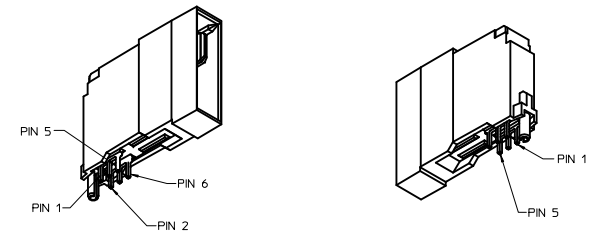
75561-5200 SHOWN (W/O PEG)

PCB LAYOUT SCALE: 4:1



75561-5\*\*\* SHOWN (W/O PEG)

SAME AS 75561-5\*\*\* EXCEPT AS SHOWN



75561-1520 SHOWN (W/PEG)

REFERENCE DOCUMENTS	
PS-75431-999	PRODUCT SPECIFICATION: PERFORMANCE AND RATINGS
SD-75555-***	FINAL ASSEMBLY CONFIGURATION DRAWING

CORRECTED HSG GRAPHICS IEC NO: UCP2014-2193 DRAWN: DUTILES 2013/11/19 CHKD: MANDIRA 2013/11/19 APPR: APATEL 2013/12/10 REV: A4	QUALITY SYMBOLS	GENERAL TOLERANCES (UNLESS SPECIFIED)	DIMENSION STYLE	SCALE	DESIGN UNITS	THIRD ANGLE PROJECTION	
	▽=0	mm INCH	MM/IN	2:1	METRIC	⊙	
	▽=0	4 PLACES ± --- ± --- 3 PLACES ± --- ± .008 2 PLACES ± 0.20 ± .013 1 PLACE ± 0.33 ± --- ANGULAR ±1/2°	DRAWN BY DATE JSCHAFFER 2007/01/10	DATE	TITLE		
	▽=0	DRAFT WHERE APPLICABLE MUST REMAIN WITHIN DIMENSIONS	APPROVED BY DATE APATEL 2007/01/12	DATE	MOLEX INCORPORATED SD-75561-102 SHEET NO. 1 OF 1		