

Plug - SPDB 2,5/ 1-R GNYE - 3043271

Please be informed that the data shown in this PDF Document is generated from our Online Catalog. Please find the complete data in the user's documentation. Our General Terms of Use for Downloads are valid (<http://phoenixcontact.com/download>)



Plug, nom. voltage: 500 V, nominal current: 24 A, connection method: Spring-cage connection, Plug connection, number of connections: 1, number of positions: 1, cross section: 0.08 mm² - 4 mm², AWG: 28 - 12, width: 5.2 mm, height: 39 mm, color: green-yellow

Product Description

Connector element right, left housing with engagement pin, right closed with cover

Your advantages

- Plug with bridging option, for use with basic terminal blocks
- The plug with spring-cage connection is assembled directly on site by snapping together single-position plug elements
- The ST-COMBI plugs for self-assembly provide solutions that users can implement themselves
- Tested for railway applications



COMPLETE RoHS

Key Commercial Data

| | |
|--------------|---------------|
| Packing unit | 50 pc |
| GTIN | |
| GTIN | 4017918895136 |

Technical data

General

| | |
|--|---------------------|
| Number of positions | 1 |
| Number of levels | 1 |
| Number of connections | 1 |
| Potentials | 1 |
| Nominal cross section | 2.5 mm ² |
| Color | green-yellow |
| Insulating material | PA |
| Flammability rating according to UL 94 | V0 |
| Area of application | Railway industry |
| | Machine building |

Plug - SPDB 2,5/ 1-R GNYE - 3043271

Technical data

General

| | |
|---|---|
| | Plant engineering |
| Maximum load current | 24 A (with a 2.5 mm ² conductor cross section) |
| Rated surge voltage | 6 kV |
| Degree of pollution | 3 |
| Overvoltage category | III |
| Insulating material group | I |
| Maximum power dissipation for nominal condition | 0.77 W |
| Maximum load current | 24 A (with 4 mm ² conductor cross section) |
| Nominal current I _N | 24 A |
| Nominal voltage U _N | 500 V |
| Open side panel | No |
| Relative insulation material temperature index (Elec., UL 746 B) | 130 °C |
| Temperature index of insulation material (DIN EN 60216-1 (VDE 0304-21)) | 130 °C |
| Static insulating material application in cold | -60 °C |
| Behavior in fire for rail vehicles (DIN 5510-2) | Test passed |
| Flame test method (DIN EN 60695-11-10) | V0 |
| Oxygen index (DIN EN ISO 4589-2) | >32 % |
| NF F16-101, NF F10-102 Class I | 2 |
| NF F16-101, NF F10-102 Class F | 2 |
| Surface flammability NFPA 130 (ASTM E 162) | passed |
| Specific optical density of smoke NFPA 130 (ASTM E 662) | passed |
| Smoke gas toxicity NFPA 130 (SMP 800C) | passed |
| Calorimetric heat release NFPA 130 (ASTM E 1354) | 28 MJ/kg |
| Fire protection for rail vehicles (DIN EN 45545-2) R22 | HL 1 - HL 3 |
| Fire protection for rail vehicles (DIN EN 45545-2) R23 | HL 1 - HL 3 |
| Fire protection for rail vehicles (DIN EN 45545-2) R24 | HL 1 - HL 3 |
| Fire protection for rail vehicles (DIN EN 45545-2) R26 | HL 1 - HL 3 |

Dimensions

| | |
|--------|---------|
| Width | 5.2 mm |
| Length | 32.7 mm |
| Height | 39 mm |
| | 24 mm |
| Pitch | 5.2 mm |

Connection data

| | |
|------------------------------------|------------------------|
| Connection method | Spring-cage connection |
| Stripping length | 8 mm ... 10 mm |
| Connection in acc. with standard | IEC 61984 |
| Conductor cross section solid min. | 0.08 mm ² |
| Conductor cross section solid max. | 4 mm ² |

Plug - SPDB 2,5/ 1-R GNYE - 3043271

Technical data

Connection data

| | |
|---|----------------------|
| Conductor cross section AWG min. | 28 |
| Conductor cross section AWG max. | 12 |
| Conductor cross section flexible min. | 0.08 mm ² |
| Conductor cross section flexible max. | 2.5 mm ² |
| Min. AWG conductor cross section, flexible | 28 |
| Max. AWG conductor cross section, flexible | 14 |
| Conductor cross section flexible, with ferrule without plastic sleeve min. | 0.14 mm ² |
| Conductor cross section flexible, with ferrule without plastic sleeve max. | 2.5 mm ² |
| Conductor cross section flexible, with ferrule with plastic sleeve min. | 0.14 mm ² |
| Conductor cross section flexible, with ferrule with plastic sleeve max. | 2.5 mm ² |
| 2 conductors with same cross section, stranded, TWIN ferrules with plastic sleeve, max. | 0.5 mm ² |
| Internal cylindrical gage | A3 |
| Connection method | Plug connection |

Standards and Regulations

| | |
|--|-------------|
| Connection in acc. with standard | CSA |
| | IEC 61984 |
| Flammability rating according to UL 94 | V0 |
| Fire protection for rail vehicles (DIN EN 45545-2) R22 | HL 1 - HL 3 |
| Fire protection for rail vehicles (DIN EN 45545-2) R23 | HL 1 - HL 3 |
| Fire protection for rail vehicles (DIN EN 45545-2) R24 | HL 1 - HL 3 |
| Fire protection for rail vehicles (DIN EN 45545-2) R26 | HL 1 - HL 3 |

Environmental Product Compliance

| | |
|------------|---|
| China RoHS | Environmentally friendly use period: unlimited = EFUP-e |
| | No hazardous substances above threshold values |

Approvals

Approvals

Approvals

DNV GL / CSA / BV / LR / UL Recognized / cUL Recognized / IECCE CB Scheme / VDE Gutachten mit Fertigungsüberwachung / EAC / cULus Recognized

Ex Approvals

Approval details

Plug - SPDB 2,5/ 1-R GNYE - 3043271

Approvals

| | | | |
|--------|--|---|------------|
| DNV GL | | https://approvalfinder.dnvgl.com/ | TAE00001CS |
|--------|--|---|------------|

| | | | |
|----------------------------|-------|---|-------|
| CSA | | http://www.csagroup.org/services-industries/product-listing/ | 13631 |
| | B | C | D |
| Nominal voltage UN | 300 V | 300 V | 600 V |
| Nominal current IN | 20 A | 20 A | 5 A |
| mm ² /AWG/kcmil | 24-12 | 24-12 | 24-12 |

| | | | |
|----|--|---|-------------|
| BV | | http://www.veristar.com/portal/veristarinfo/generalinfo/approved/approvedProducts/equipmentAndMaterials | 27721/A0 BV |
|----|--|---|-------------|

| | | | |
|----|--|---|----------|
| LR | | http://www.lr.org/en | 05/20042 |
|----|--|---|----------|

| | | | |
|----------------------------|-------|---|--------------|
| UL Recognized | | http://database.ul.com/cgi-bin/XYV/template/LISEXT/1FRAME/index.htm | FILE E 60425 |
| | B | C | D |
| Nominal voltage UN | 300 V | 300 V | 600 V |
| Nominal current IN | 20 A | 20 A | 5 A |
| mm ² /AWG/kcmil | 26-12 | 26-12 | 26-12 |


| | | | |
|----------------------------|-------|---|--------------|
| cUL Recognized | | http://database.ul.com/cgi-bin/XYV/template/LISEXT/1FRAME/index.htm | FILE E 60425 |
| | B | C | D |
| Nominal voltage UN | 300 V | 300 V | 600 V |
| Nominal current IN | 20 A | 20 A | 5 A |
| mm ² /AWG/kcmil | 26-12 | 26-12 | 26-12 |


| | | | |
|--------------------|-------|---|-----------------|
| IECEE CB Scheme | | http://www.iecee.org/ | DE1-62194/B1/B2 |
| Nominal voltage UN | 500 V | | |


Plug - SPDB 2,5/ 1-R GNYE - 3043271

Approvals

| | |
|----------------------------|-------|
| | |
| mm ² /AWG/kcmil | 0.2-4 |

| | | | |
|--|---|--|----------|
| VDE Gutachten mit Fertigungsüberwachung |  | http://www2.vde.com/de/Institut/Online-Service/ VDE-gepruefteProdukte/Seiten/Online-Suche.aspx | 40019518 |
| | | | |
| Nominal voltage UN | | 500 V | |
| mm ² /AWG/kcmil | | 0.2-4 | |

| | | |
|-----|---|--------------------------|
| EAC |  | RU C- DE.A*30.B.01742 |
|-----|---|--------------------------|

| | |
|------------------|---|
| cULus Recognized |  |
|------------------|---|

Phoenix Contact 2019 © - all rights reserved
<http://www.phoenixcontact.com>

PHOENIX CONTACT GmbH & Co. KG
Flachsmarktstr. 8
32825 Blomberg
Germany
Tel. +49 5235 300
Fax +49 5235 3 41200
<http://www.phoenixcontact.com>