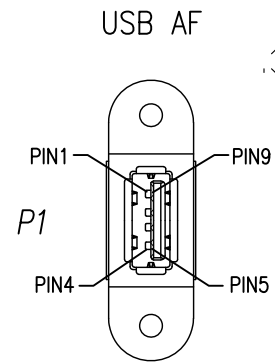


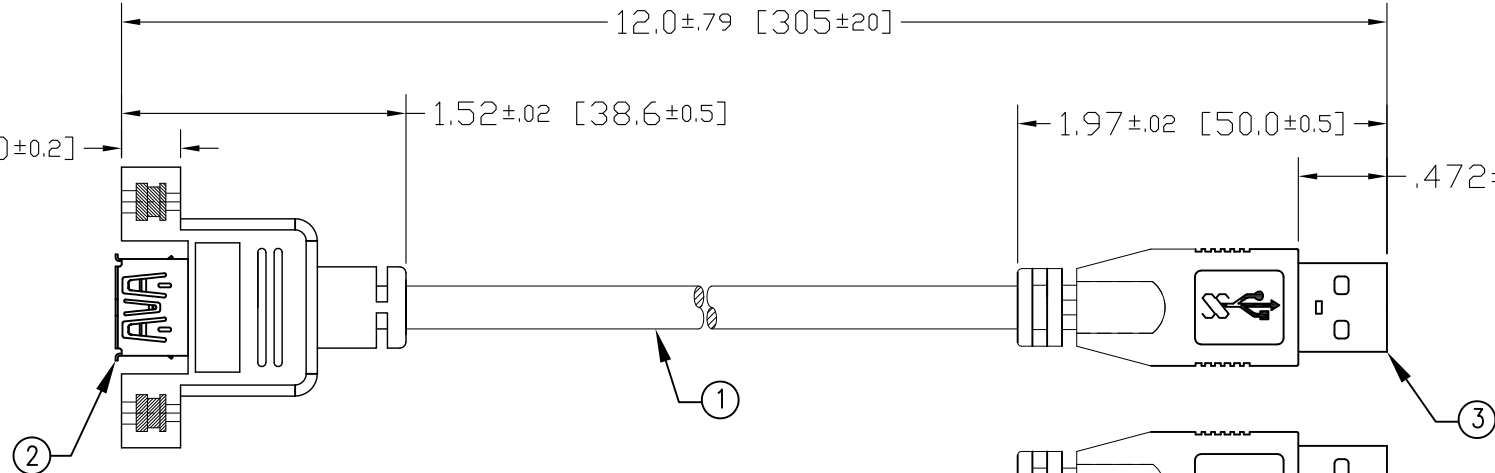
PART NUMBER

SC-3APK001F

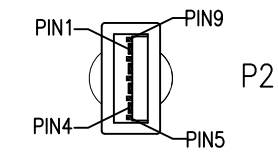
DATE	REV	ECN	APP'D. BY
07/19/21	A0	Released	BTS
07/28/21	A1	11786	GWL



.315±.008 [8.00±0.2]



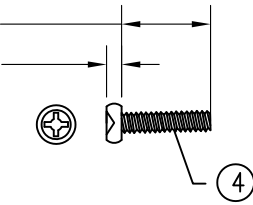
USB A M



SCREW 5.2*14mm(2pcs) INSIDE SELF-SEALED BAG

.47±.01 [12.0±0.3]

.08±.008 [2.0±0.2]



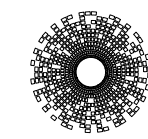
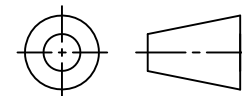
Notes:

- Cable:
USB 3.0 CABLE, 28AWG*1PAIR+(28AWG*1PAIR+D+F-AL)*2PCS+24AWG*2C+AMA BRAID, OD 5.8mm JACKET BLACK.
- Connector P1:
USB A FEMALE 3.0, GOLD FLASH ON CONTACTS, BLUE INSULATION HOUSING: MOLDED PVC COLOR BLACK
- Connector P2:
USB A MALE 3.0, GOLD FLASH ON CONTACTS, BLUE INSULATOR, SHORT TYPE HOUSING: A OVER-MOLDED PVC COLOR: BLACK
- SCREW: 5.2*14MM, 4-40#
- Electrical Test:
 - 100%Test(Open ,short ,Wire Map)
- Packaging: Each cable assembly to be individually bagged

NOTE: All relevant materials are complied with RoHS directive .

P1		P2	
1	—	1	RED
2	—	2	WHITE
3	—	3	GREEN
4	—	4	BLACK
5	—	5	BLUE
6	—	6	YELLOW
7	—	7	SHIELD
8	—	8	PURPLE
9	—	9	ORANGE
7	—	7	SHIELD
SHIELD	—	SHIELD	

THIRD ANGLE PROJECTION



stewart
CONNECTOR
a bel group

11118 Susquehanna Trail South
Glen Rock, PA 17327-9199
(717) 235-7512
<http://www.stewartconnector.com>

DO NOT SCALE DRAWING
DRAWING IS SUBJECT TO
CHANGE WITHOUT NOTICE


TITLE:
**CABLE ASSEMBLY,
USB3.0 AM/AF PANEL MOUNT 1FT**

DIMENSIONS: INCHES [METRIC]
UNLESS OTHERWISE SPECIFIED
TOLERANCES ARE ±.005 [0.13]
ANGLES ARE ± 1°

THIS DRAWING AND THE SUBJECT MATTER SHOWN THEREON
ARE CONFIDENTIAL AND THE PROPRIETARY PROPERTY OF
STEWART CONNECTOR AND SHALL NOT BE REPRODUCED,
COPIED, OR USED IN ANY MANNER WITHOUT PRIOR WRITTEN
CONSENT OF STEWART CONNECTOR.

DRN BY:	GWL	DATE	07/14/21
APPD BY:	BTS	DATE	7/19/21
DWG NO.	CT999261	REV.	A0

SHEET NO. 1 OF 1



AutoCAD

ASSEMBLY FORMAT REV. 6/3/05