

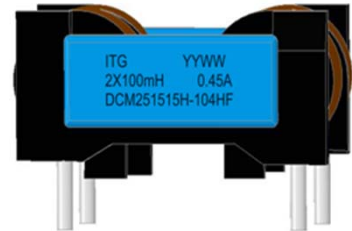


# DCM251515H Series



## 1. Features of DCM251515H Series :

- 24.5×15.5mm Max.(L×W),14.0mm Max. Height.
- Inductance range: 10.0mH~100.0mH,
- Custom values are welcomed.
- Ideally used as AC common mode noise filter for TV, VCR, Inverter Switch mode power supply, and Industrial Equipment.
- Attenuation and control unit with better characteristics in low frequency band.
- Dielectric strength: 1500Vac, 2s, winding to winding.
- Operating temperature: -55 °C to +130°C
- UL Class B , RoHS & HF compliant.

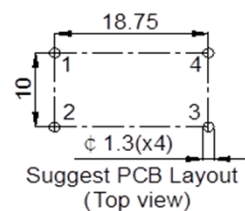
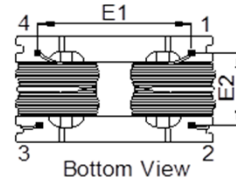
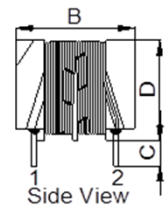
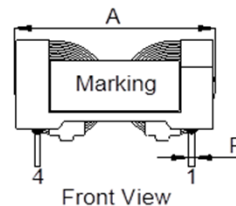


## 2. Electrical Characteristics of DCM251515H Series:

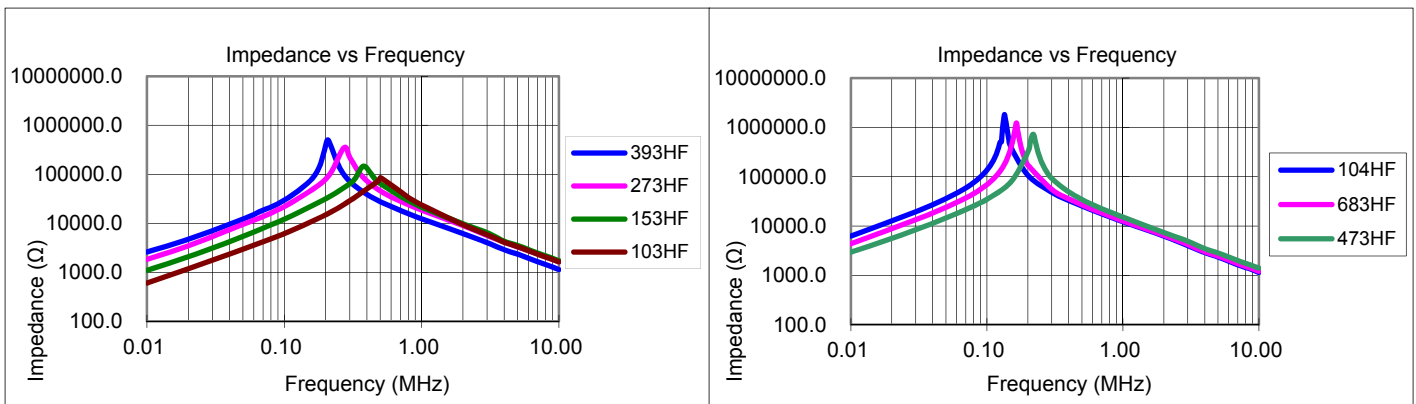
Part Number	OCL <sup>1</sup> (mH) +50%-30%	L <sub>stray</sub> <sup>2</sup> (uH) Typ.	I <sub>rate</sub> <sup>3</sup> (A) Max.	DCR <sup>4</sup> (mΩ) Typ.
DCM251515H-103HF	10.0	200	1.60	260
DCM251515H-153HF	15.0	290	1.30	430
DCM251515H-273HF	27.0	520	0.90	770
DCM251515H-393HF	39.0	760	0.80	1100
DCM251515H-473HF	47.0	920	0.70	1260
DCM251515H-683HF	68.0	1340	0.60	1970
DCM251515H-104HF	100.0	1930	0.45	2670

## 3. Mechanical Dimensions (unit:mm):

A	B	C	D	E1	E2	F
Max.	Max.	±0.5	Max.	±0.5	±0.5	±0.05
24.50	15.50	3.50	14.00	18.75	10.00	0.7x0.7



## 4. Impedance vs Frequency Curve of DCM251515H Series<sup>5</sup>:



### Test Condition:

1. Open Circuit Inductance (OCL) measured at 10KHz,0.1mA, 0 Amp at 20°C.
2. Stray inductance (L<sub>stray</sub>) measured at 10KHz,5mA at 20°C.
3. I<sub>rate</sub> is defined as the applied current level that cause 40°C temperature rise without force air flow.
4. DC resistance Measured at 20°C, typical values, specified per winding,
5. Impedance measures with both windings in parallel and at ambient temperature of 20°C.