



**18 GHz SMA LATCHING S.P.10T. SWITCH**

OPTIONS : INDICATOR /SELF CUT-OFF /AUTO RESET /BCD DECODER /SUPP.DIODES

**R F CHARACTERISTICS**

NUMBER OF WAYS : 10  
 FREQUENCY RANGE : 0 - 18 GHz  
 IMPEDANCE : 50 Ohms

FREQUENCY (GHz)	0 - 3	3 - 8	8 -12.4	12.4-15.5	15.5- 18
V.S.W.R <=	1.20	1.30	1.40	1.50	1.70
INSERT. LOSS <=	0.20 dB	0.30 dB	0.40 dB	0.50 dB	0.70 dB
ISOLATION >=	80 dB	70 dB	60 dB	60 dB	55 dB
AVER. POWER (*)	240 W	150 W	120 W	110 W	100 W

**ELECTRICAL CHARACTERISTICS**

ACTUATOR : LATCHING  
 NOMINAL CURRENT AT 25° C (±10%) : 500 mA  
 ACTUATOR VOLTAGE (Vcc) : 28V (24 to 30V) / NEGATIVE COMMON  
 TERMINALS : solder pins (250 deg.C max./30 sec.)  
 INDICATOR RATING : 1 W / 30 V / 100 mA  
 SELF CUT-OFF TIME : 40 ms < CT < 120 ms  
 BCD INPUTS (E) - High level : 3.5 to 5.5V / 800µA at 5V  
 - Low level : 0 to 1.5V / 20µA at 0.8V

**MECHANICAL CHARACTERISTICS**

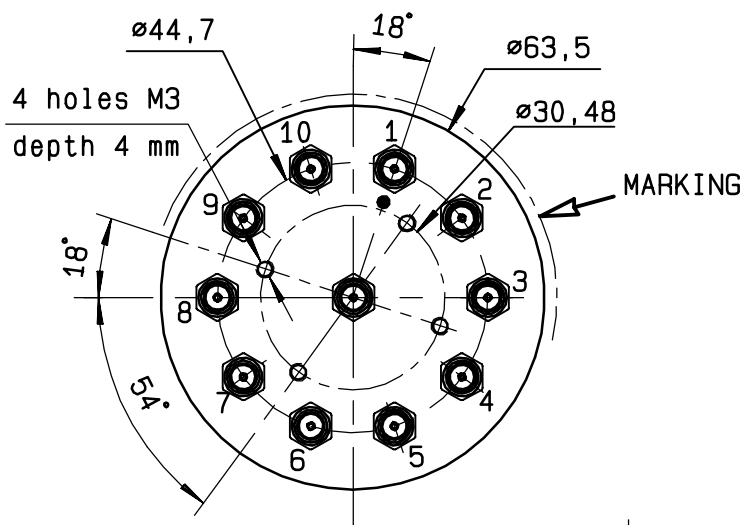
CONNECTORS : SMA female per MIL-C 39012  
 LIFE : 2.000.000 cycles per position  
 SWITCHING TIME (nominal voltage;25° C) : < 50 ms  
 CONSTRUCTION : splashproof  
 WEIGHT : < 360 g

**ENVIRONMENTAL CHARACTERISTICS**

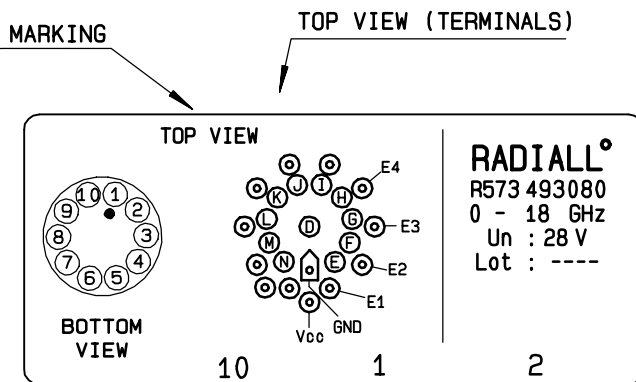
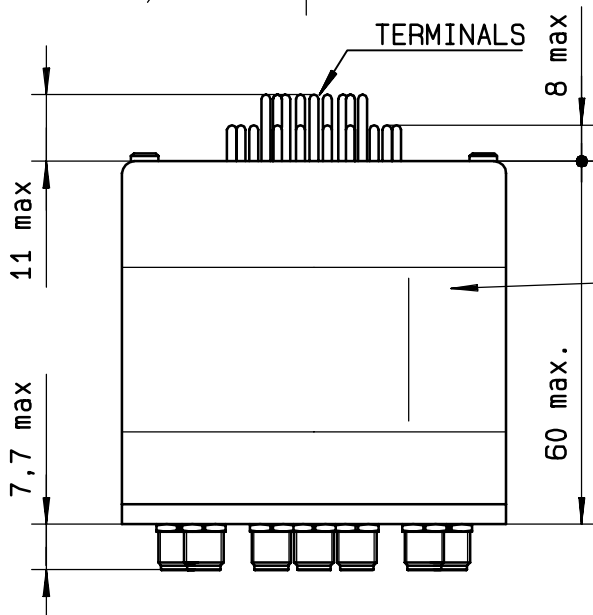
OPERATING TEMPERATURE RANGE (°C) : -40 , +85  
 STORAGE TEMPERATURE RANGE (°C) : -55 , +85

(\* : average power at 25° C per RF path)

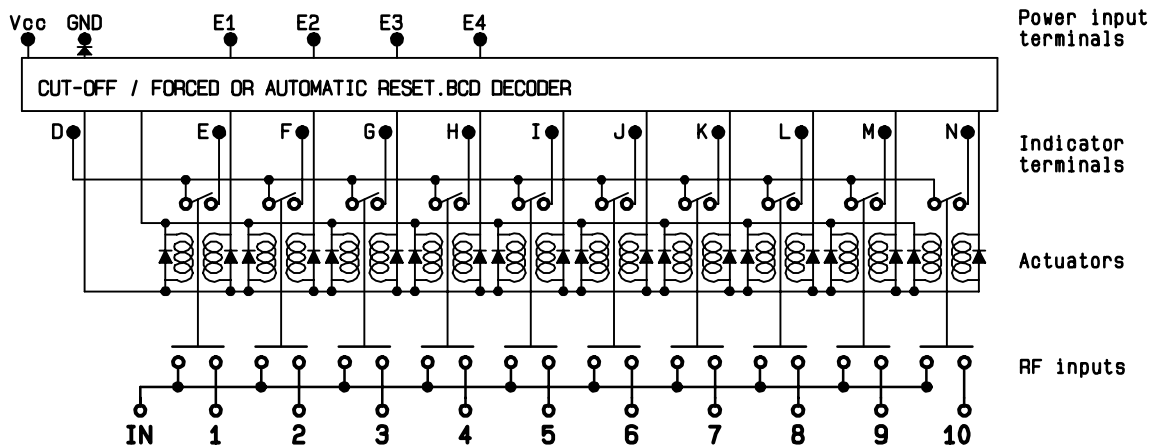
This information is given as an indication. In the continual goal to improve our products, we reserve the right to make any modifications judged necessary



BCD TRUTH TABLE					
E4	E3	E2	E1	RF continuity	Ind.
0	0	0	0	ALL PORTS OPEN (FORCED RESET)	--
0	0	0	1	IN ↔ 1	D.E
0	0	1	0	IN ↔ 2	D.F
0	0	1	1	IN ↔ 3	D.G
0	1	0	0	IN ↔ 4	D.H
0	1	0	1	IN ↔ 5	D.I
0	1	1	0	IN ↔ 6	D.J
0	1	1	1	IN ↔ 7	D.K
1	0	0	0	IN ↔ 8	D.L
1	0	0	1	IN ↔ 9	D.M
1	0	1	0	IN ↔ 10	D.N



SCHEMATIC DIAGRAM



4113-9212 This information is given as an indication. In the continual goal to improve our products, we reserve the right to make any modifications judged necessary