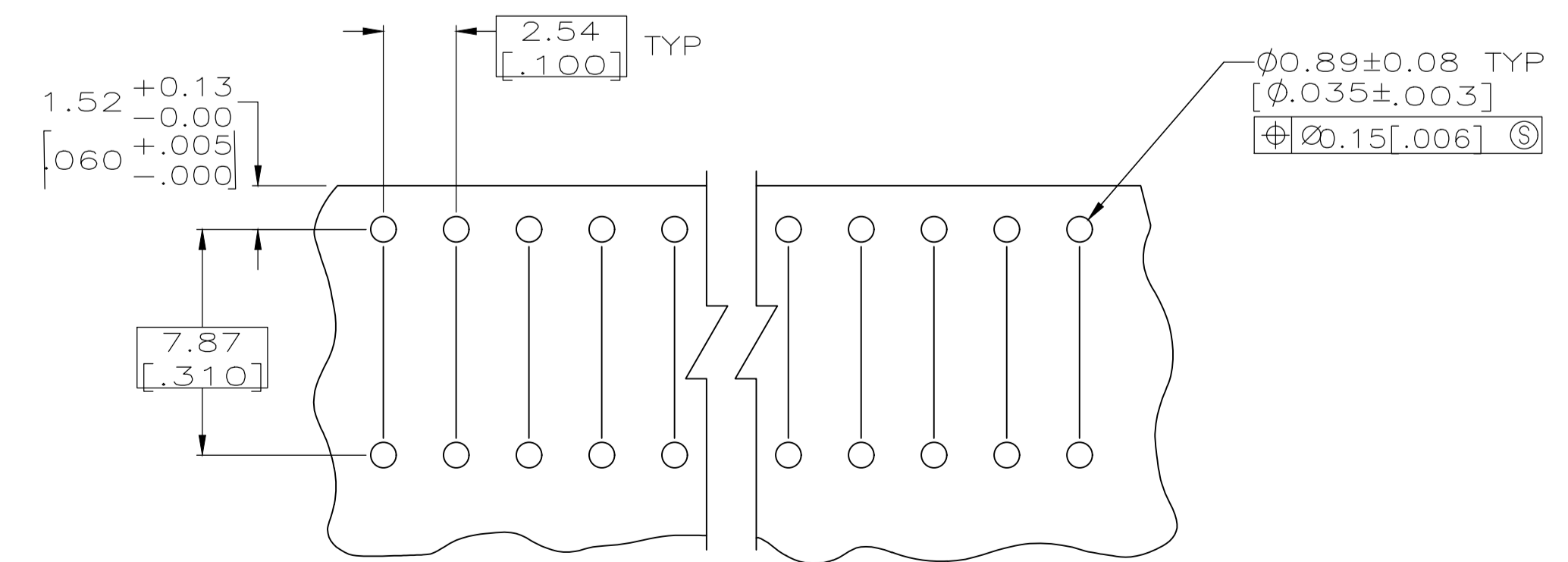
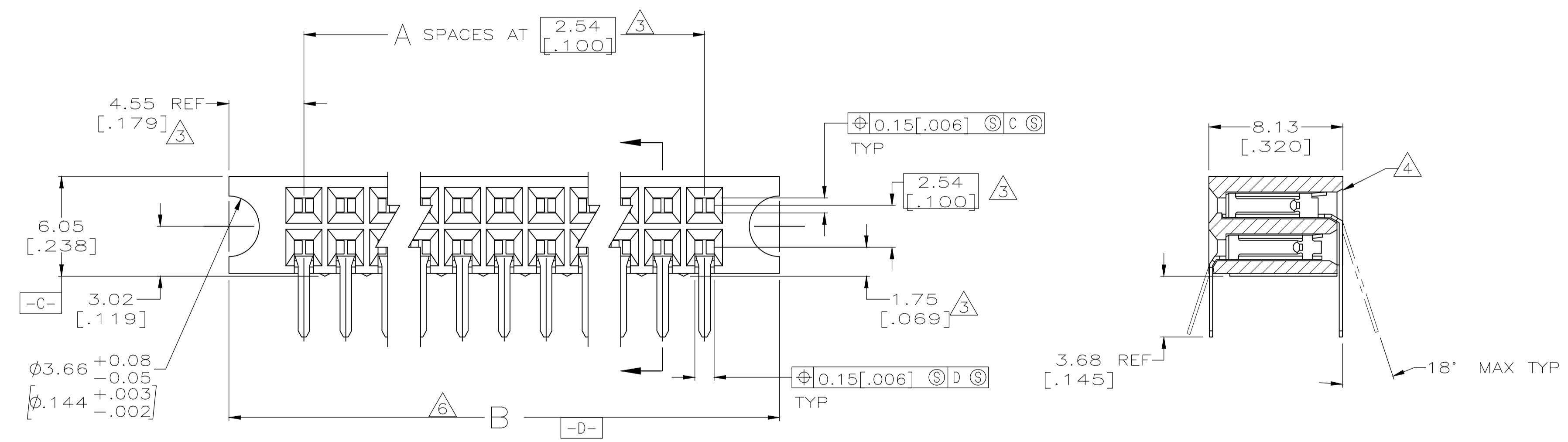
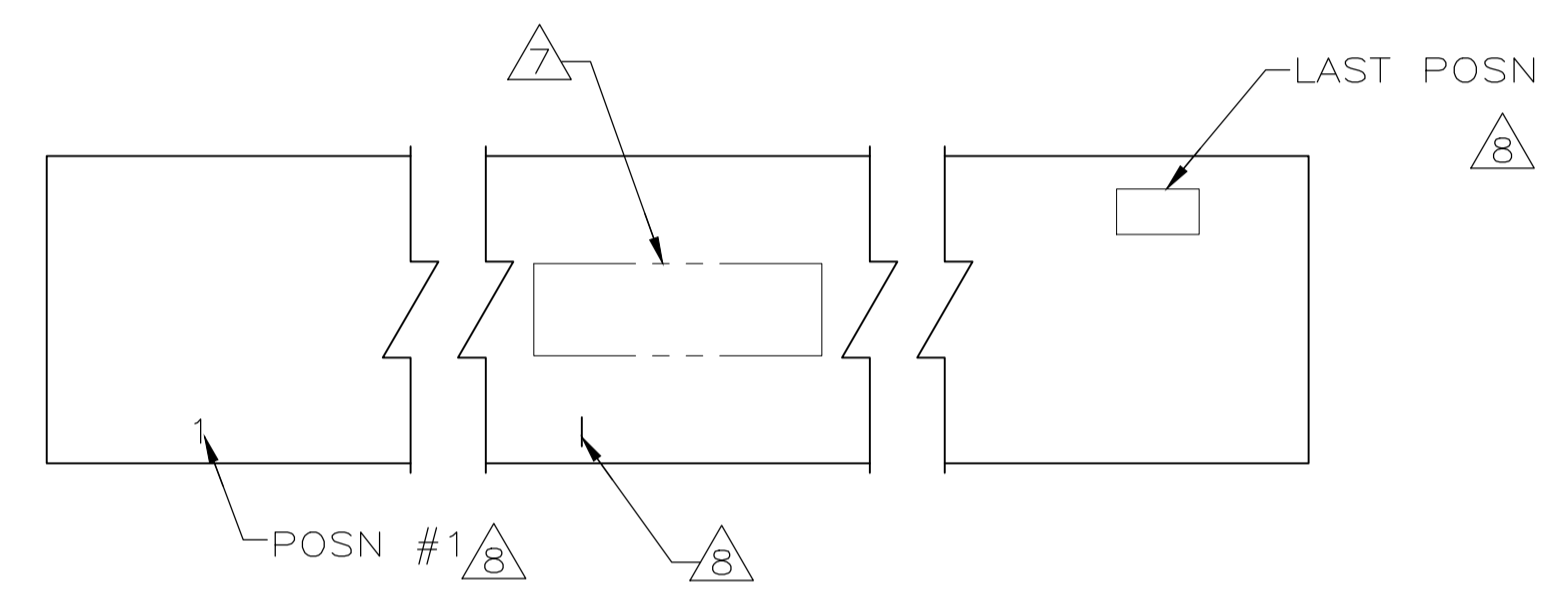


REVISIONS				
REV	DESCRIPTION	DATE	BY	APPV
F	REV PER ECO 16-004482	9-21-18	CT	MS

1. QUALITY CONFORMANCE INSPECTION PER MIL-C-55302 (GROUP A, B & C).
2. PACKAGED PER MIL-C-55302
3. THESE DIMENSIONS PERTAIN TO CAVITY CENTERLINES ONLY, NOT TO CONTACT LOCATIONS.
4. SLOT OPTIONAL AT INDICATED AREA OF HOUSING.
5. CONTACTS: 0.00127[.000050] GOLD OVER 0.000762 TO 0.00381 [.000030 TO .000150] NICKEL ENTIRE CONTACT.
6. TOLERANCE TO CENTER OR RADIUS IS ± 0.15 [.006], TO END OF BLOCK ± 0.51 [.020].
7. MARK IN APPROXIMATE AREA SHOWN
EXAMPLE: AMP PART NO
DATE CODE MILITARY PART NUMBER
8. CHARACTERS MARKED IN AREA SHOWN, EVERY FIFTH POSITION MARKED WITH A BAR
9. "CSA" LOGO MARKED ON HOUSING.



RECOMMENDED PC BOARD HOLE LAYOUT

M55302/128-DL2D	158.95 [6.258]	59	120	1-102196-1
M55302/128-DA2D	133.55 [5.258]	49	100	1-102196-0
M55302/128-CG2D	108.15 [4.258]	39	80	102196-9
M55302/128-BH2D	70.05 [2.758]	24	50	102196-8
M55302/128-DB2D	136.09 [5.358]	50	102	102196-7
M55302/128-AM2D	39.57 [1.558]	12	26	102196-6
M55302/128-AK2D	34.49 [1.358]	10	22	102196-5
M55302/128-BN2D	82.75 [3.258]	29	60	102196-4
M55302/128-BK2D	75.13 [2.958]	26	54	102196-3
M55302/128-BM2D	80.21 [3.158]	28	58	102196-2
M55302/128-CJ2D	113.23 [4.458]	41	84	102196-1
MILITARY PART NUMBER	B	A	NO OF POSN	PART NUMBER

THIS DRAWING IS A CONTROLLED DOCUMENT.

DIMENSIONS: INCHES
 TOLERANCES UNLESS OTHERWISE SPECIFIED:
 0. PLC ± -
 1. PLC ± -
 2. PLC ± 0
 3. PLC ± 0.25(.010)
 4. PLC ± -
 ANGLES ± -

MATERIAL: HOUSING: FINISH: 3
 WEIGHT: 0.000000
 CUSTOMER DRAWING

DRAWN: J. GALLUCCI, BG 5-1-91
 CHK: R. BENDORF 10-24-91
 NAME: ASSEMBLY, HOUSING, MOD II, DOUBLE ROW, WITH GUIDE PIN EARS.
 SIZE: A1
 SCALE: 5:1
 SHEET: 1 OF 1
 REV: F

THIS DRAWING IS UNPUBLISHED. RELEASED FOR PUBLICATION. ALL RIGHTS RESERVED.