

THIS DRAWING IS UNPUBLISHED.

RELEASED FOR PUBLICATION

2011

© COPYRIGHT 2011 TE CONNECTIVITY

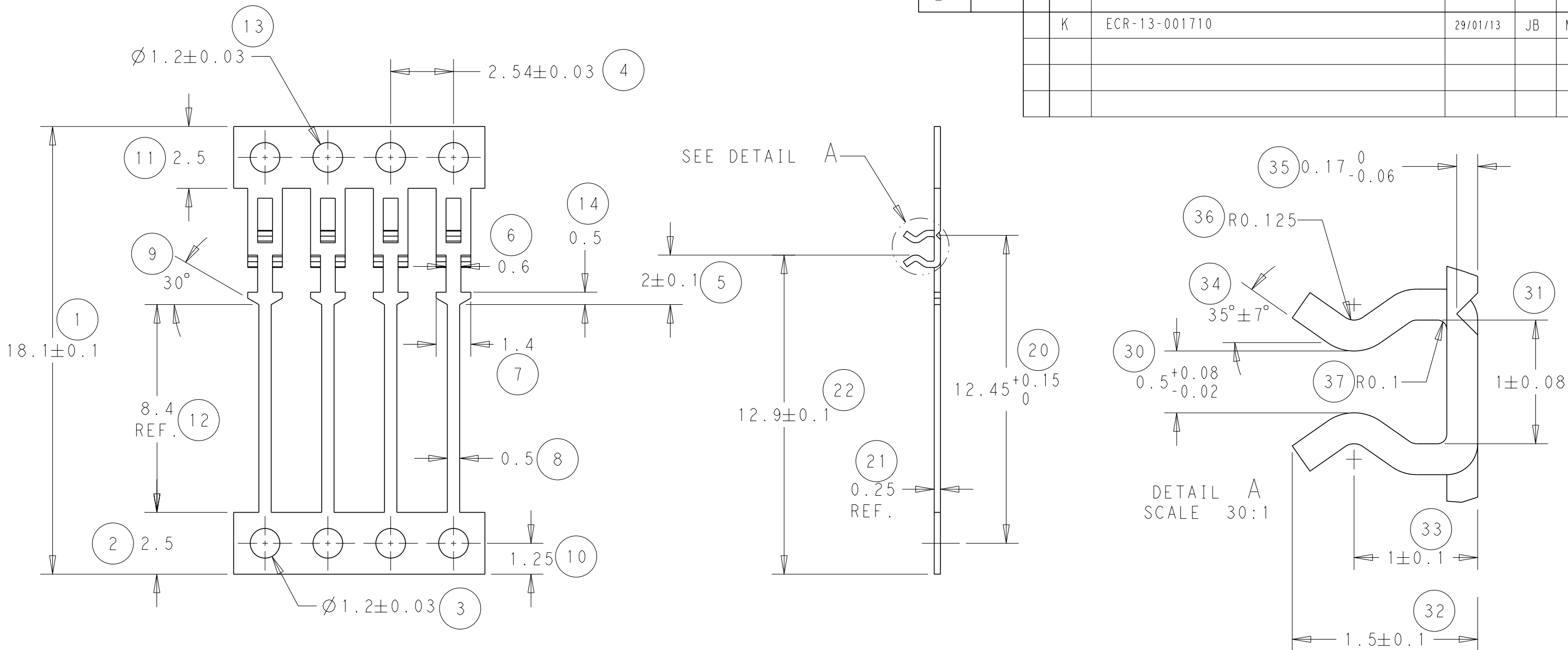
ALL RIGHTS RESERVED.

LOC B

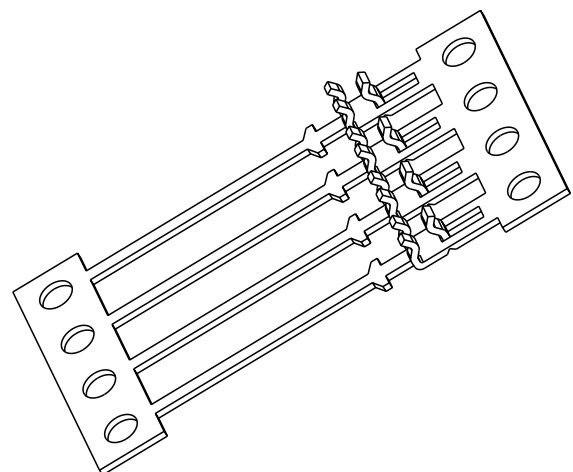
DIST -

REVISIONS

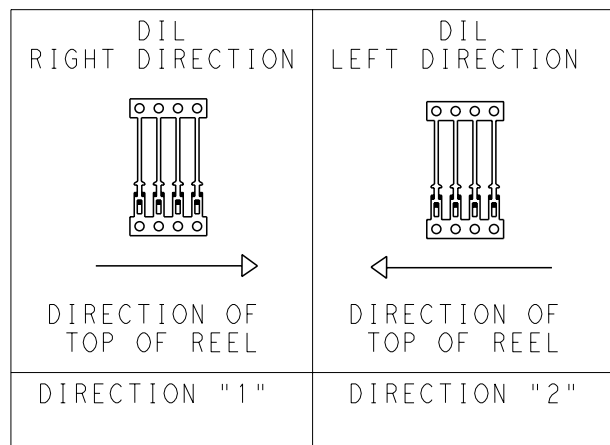
P	LTR	DESCRIPTION	DATE	DWN	APVD
	K	ECR-13-001710	29/01/13	JB	MG



NOTE
 BOWING: AFTER UPPER TIE BAR REMOVAL-1.5mm MAX. FOR 500mm
 PITCH: AFTER UPPER TIE BAR REMOVAL-2.54±0.127
 INTERIOR RADS 0.1mm TYPICAL



SCALE 4:1



THIS DRAWING IS A CONTROLLED DOCUMENT.

DIMENSIONS: mm	TOLERANCES UNLESS OTHERWISE SPECIFIED: 0 PLC ±0.1 1 PLC ±0.05 2 PLC ±0.05 3 PLC ± 4 PLC ± ANGLES ±5
MATERIAL PhBz	FINISH SEE TABLE

DWN	J. BRIGHT	02/09/11
CHK	M. GREENER	02/09/11
APVD	D. PENNINGTON	02/09/11
PRODUCT SPEC	-	-
APPLICATION SPEC	-	-
WEIGHT	-	-

		NAME	
		DIL CONTACT	
SIZE	CAGE CODE	DRAWING NO	RESTRICTED TO
A300779	C=1544146	-	-
Customer Drawing		SCALE NTS	SHEET 1 OF 1 REV K

2	ELECTROPLATED Ni & Sn	0-1544146-4
2	PRE-TIN	0-1544146-3
1	ELECTROPLATED Ni & Sn	0-1544146-2
1	PRE-TIN	0-1544146-1
REELING	FINISH	PART NUMBER