

# Printed-circuit board connector - MSTBW 2,5/ 4-G GYBN - 1965856

Please be informed that the data shown in this PDF Document is generated from our Online Catalog. Please find the complete data in the user's documentation. Our General Terms of Use for Downloads are valid (<http://phoenixcontact.com/download>)

PCB headers, nominal current: 12 A, number of positions: 4, pitch: 5 mm, color: grey brown, contact surface: Tin, mounting: Wave soldering



The figure shows a 10-position version of the product

## Your advantages

- ✓ Maximum flexibility when it comes to device design – one header for connectors with different connection technologies
- ✓ Well-known mounting principle allows worldwide use
- ✓ Stand-offs enable the PCB to be cleaned or sealed



## Key Commercial Data

Packing unit	50 pc
GTIN	
GTIN	4017918910808

## Technical data

### Dimensions

Length [ l ]	12 mm
Width	20 mm
Pitch	5 mm
Dimension a	15 mm
Width [ w ]	20 mm
Height [ h ]	15.95 mm
Height	12.45 mm
Length of the solder pin	3.5 mm
Pin dimensions	1 x 1 mm
Length	12 mm

### General

# Printed-circuit board connector - MSTBW 2,5/ 4-G GYBN - 1965856

## Technical data

### General

Range of articles	MSTBW 2,5/...-G
Rated voltage (III/3)	250 V
Connection in acc. with standard	EN-VDE
Nominal current $I_N$	12 A
Color	grey brown
Number of positions	4

### Standards and Regulations

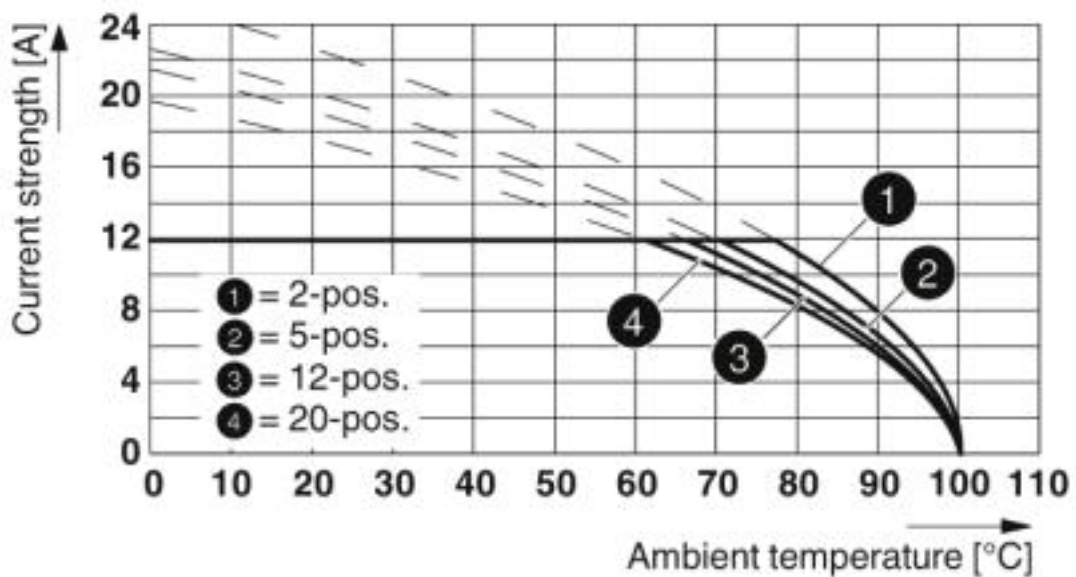
Connection in acc. with standard	EN-VDE
	CSA

### Environmental Product Compliance

China RoHS	Environmentally friendly use period: unlimited = EFUP-e
	No hazardous substances above threshold values

## Drawings

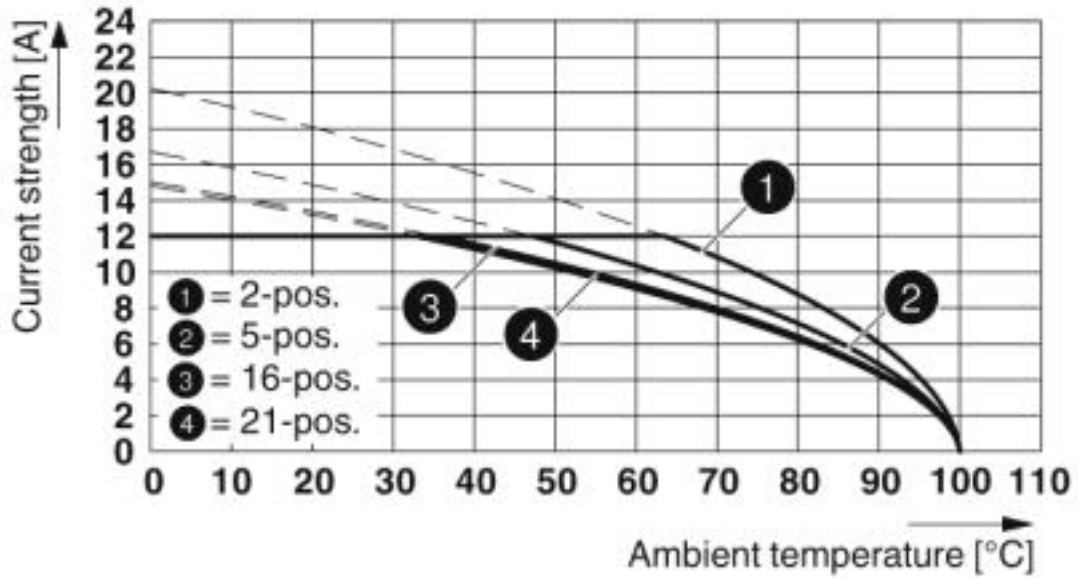
Diagram



Type: MSTB 2,5/...-ST with MSTBW 2,5/...-G

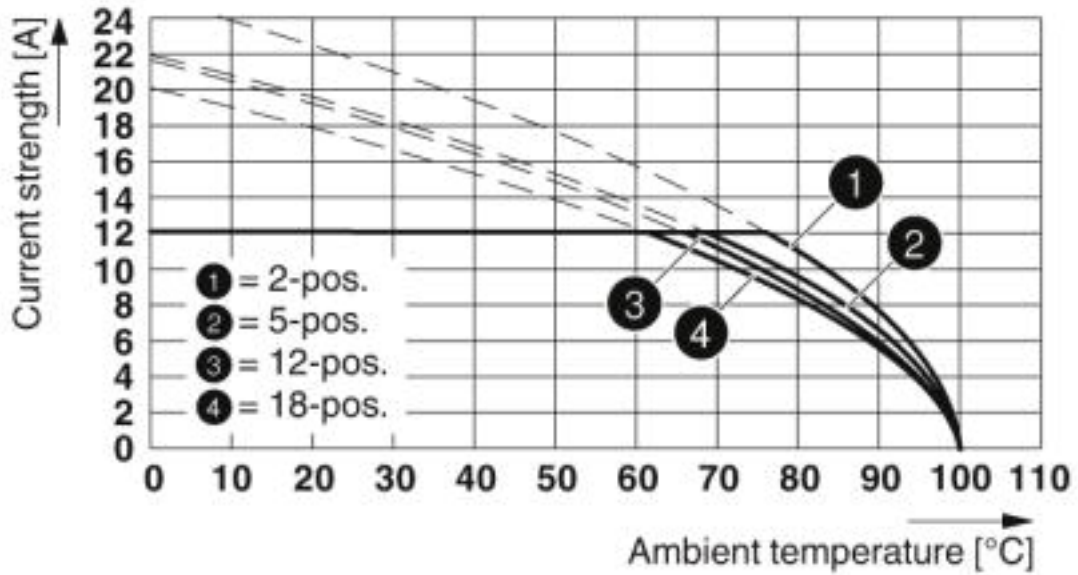
# Printed-circuit board connector - MSTBW 2,5/ 4-G GYBN - 1965856

Diagram



Type: MVSTB(R/W) 2,5/...-ST with MSTBW 2,5/...-G

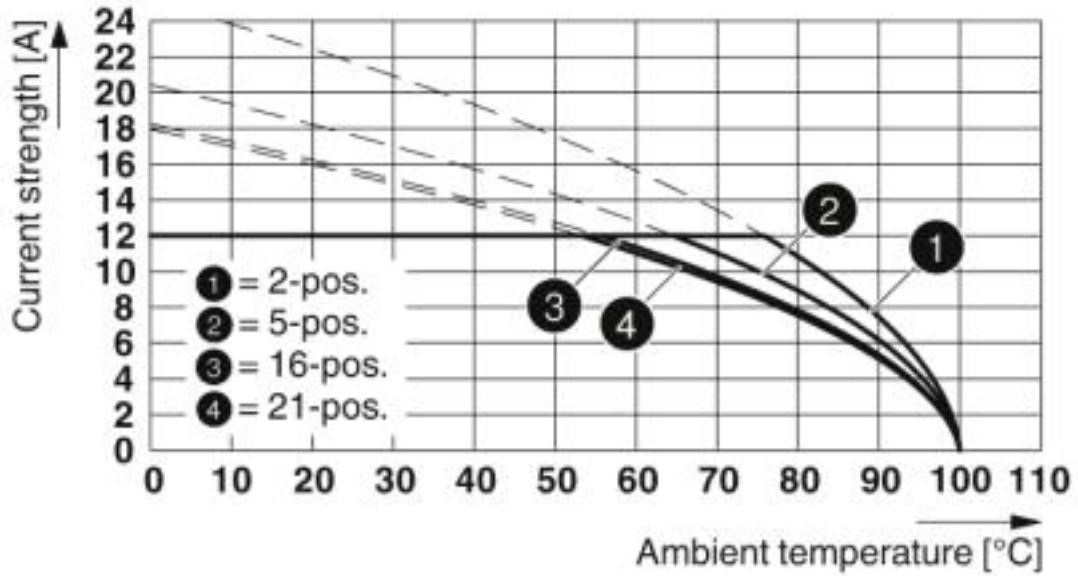
Diagram



Type: MSTBT 2,5/...-ST with MSTBW 2,5/...-G

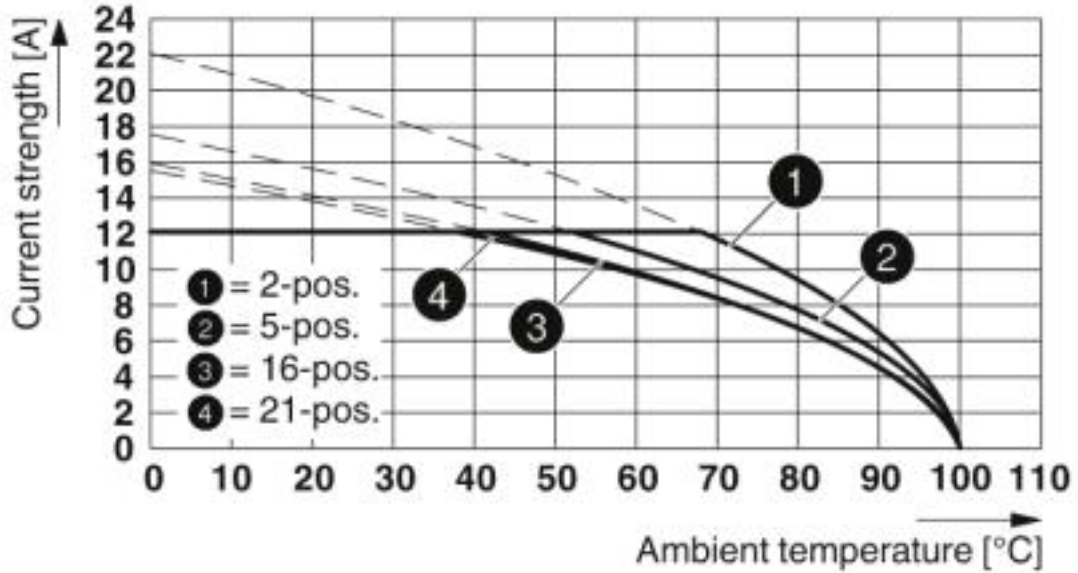
# Printed-circuit board connector - MSTBW 2,5/ 4-G GYBN - 1965856

Diagram



Type: FRONT-MSTB 2,5/...-ST with MSTBW 2,5/...-G

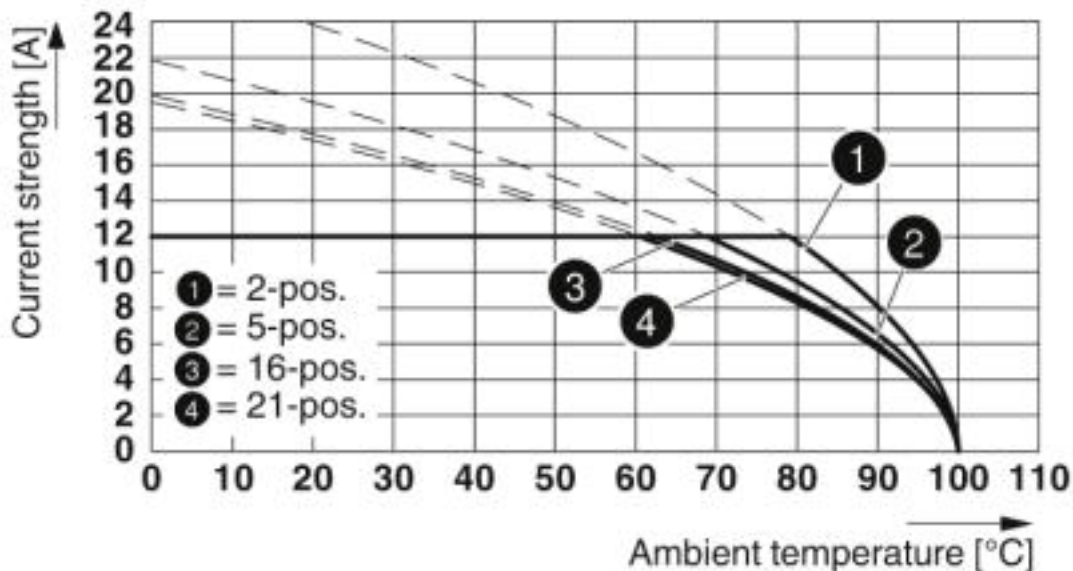
Diagram



Type: SMSTB 2,5/...-ST with MSTBW 2,5/...-G

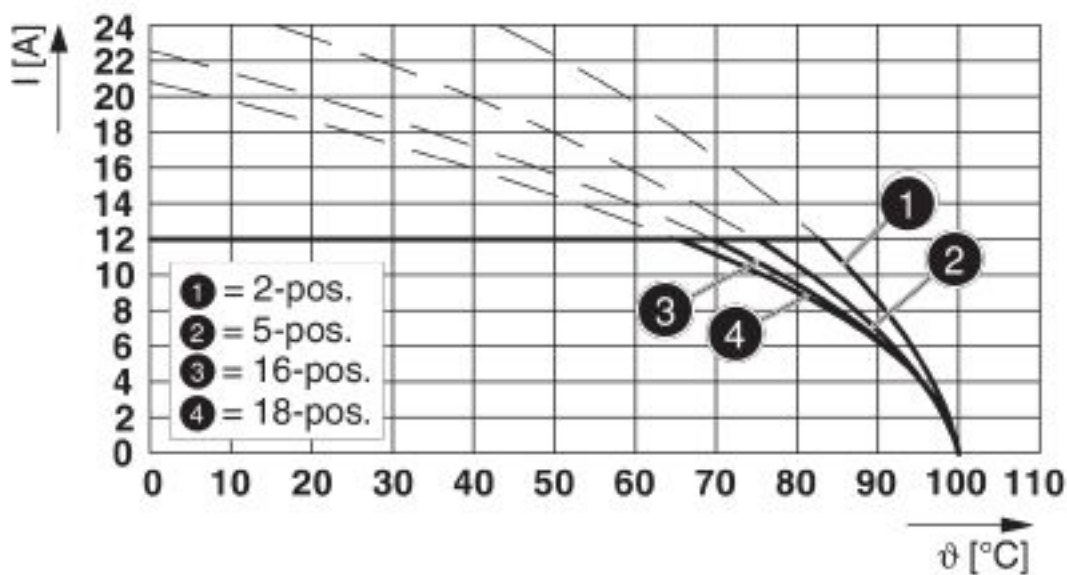
# Printed-circuit board connector - MSTBW 2,5/ 4-G GYBN - 1965856

Diagram



Type: MSTBP 2,5/...-ST with MSTBW 2,5/...-G

Diagram



Type: FKCV(W/R) 2,5/...-ST with MSTBW 2,5/...-G

Approvals

Approvals

# Printed-circuit board connector - MSTBW 2,5/ 4-G GYBN - 1965856

## Approvals

Approvals

CSA / IECCEB CB Scheme / VDE Gutachten mit Fertigungsüberwachung / EAC / cULus Recognized

Ex Approvals

### Approval details

CSA		<a href="http://www.csagroup.org/services-industries/product-listing/">http://www.csagroup.org/services-industries/product-listing/</a>	13631
		B	D
Nominal voltage UN		300 V	300 V
Nominal current IN		15 A	10 A

IECEE CB Scheme		<a href="http://www.iecee.org/">http://www.iecee.org/</a>	DE1-60988-B1B2
Nominal voltage UN		250 V	
Nominal current IN		12 A	

VDE Gutachten mit Fertigungsüberwachung		<a href="http://www2.vde.com/de/Institut/Online-Service/VDE-gepruefteProdukte/Seiten/Online-Suche.aspx">http://www2.vde.com/de/Institut/Online-Service/VDE-gepruefteProdukte/Seiten/Online-Suche.aspx</a>	40004701
Nominal voltage UN		250 V	
Nominal current IN		12 A	

EAC			B.01742
-----	--	--	---------

cULus Recognized		<a href="http://database.ul.com/cgi-bin/XYV/template/LISEXT/1FRAME/index.htm">http://database.ul.com/cgi-bin/XYV/template/LISEXT/1FRAME/index.htm</a>	E60425-19931011
		B	D
Nominal voltage UN		300 V	300 V
Nominal current IN		15 A	10 A

Phoenix Contact 2019 © - all rights reserved  
<http://www.phoenixcontact.com>

PHOENIX CONTACT GmbH & Co. KG  
Flachmarktstr. 8  
32825 Blomberg  
Germany  
Tel. +49 5235 300  
Fax +49 5235 3 41200  
<http://www.phoenixcontact.com>