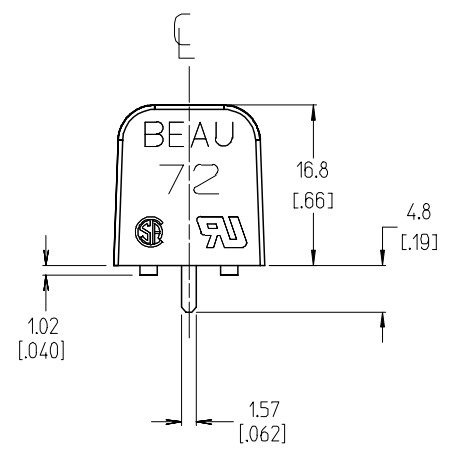
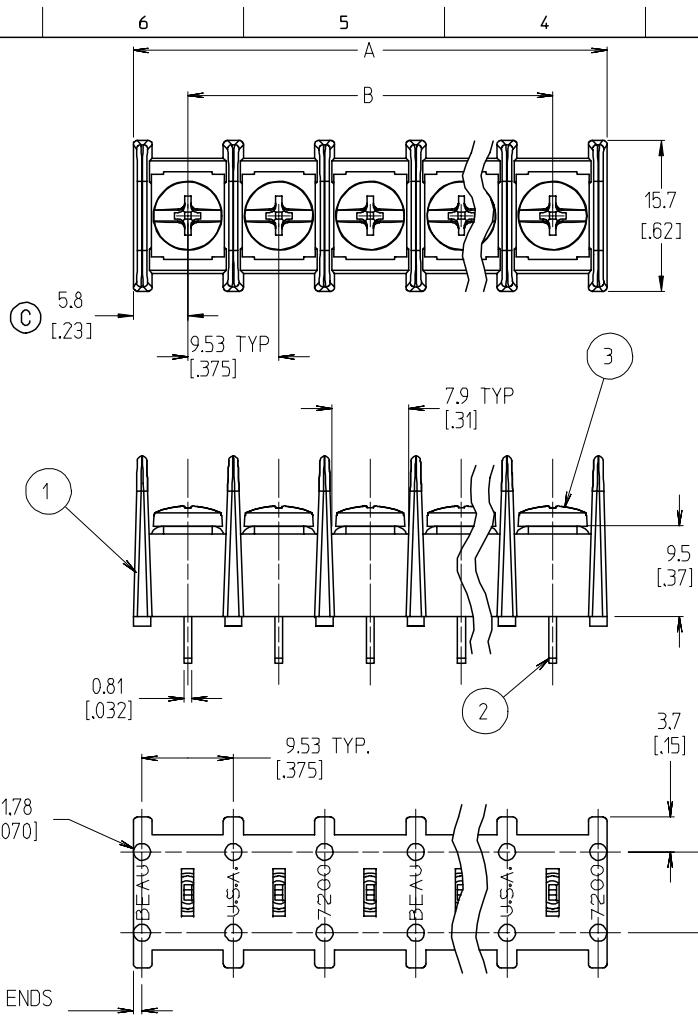




5 CIRCUIT SHOWN  
AUX. VIEW  
SCALE 1:1



- NOTES:
1. MATERIAL: SEE TABLE
  2. FINISHES: SEE TABLE
  3. INCH DIMS ARE SHOWN IN BRACKETS [XXX].
  4. "XX" REFERS TO QUANTITY OF CIRCUITS.
  5. ASSEMBLY IS ROHS COMPLIANT.

6	XX	SCREW, #6-32X.250, PANHD, PH-SL W/SO WASHER	BRASS	NICKEL PLATED
5	XX	SCREW, #6-32X.250, PANHD, PH-SL W/SO WASHER	STEEL	ZN. CLEAR CHROMATE
4	XX	SCREW, #6-32X.250, BHD, PH-SL	BRASS	NICKEL PLATED
3	XX	SCREW, #6-32X.250, BHD, PH-SL	STEEL	ZN. CLEAR CHROMATE
2	XX	TERMINAL, PC	BRASS	TIN PLATED
1	1	INSULATOR, SINGLE ROW, UL94 V-0 (C)	PBT	BLACK
ITEM	QTY.	DESCRIPTION	MATERIAL	FINISH

ADD UL FLAME RATING  
EC NO: ETC2007-0432  
DRAWN: CLYORK 2007/05/30  
CHKD: JMAGNEIL 2007/06/10  
APPR: JMAGNEIL 2007/06/11

QUALITY SYMBOLS

GENERAL TOLERANCES (UNLESS SPECIFIED)	
mm	INCH
4 PLACES ± .005	± .0005
3 PLACES ± .01	± .001
2 PLACES ± 0.13	± .01
1 PLACE ± 0.3	± .03
ANGULAR ± 2 °	

DIMENSION STYLE  
MM/IN

DRAWN BY: C. YORK DATE: 2004/01/21  
 CHECKED BY: R. KEMP DATE: 2004/01/26  
 APPROVED BY: P. WALTZ DATE: 2004/01/26

MATERIAL NO. SEE SHT. 2

SCALE 2:1 DESIGN UNITS INCH THIRD ANGLE PROJECTION

TITLE 9.53MM SR BTS, PC TERM. ASSY, WITH PADS, NO MTG ENDS

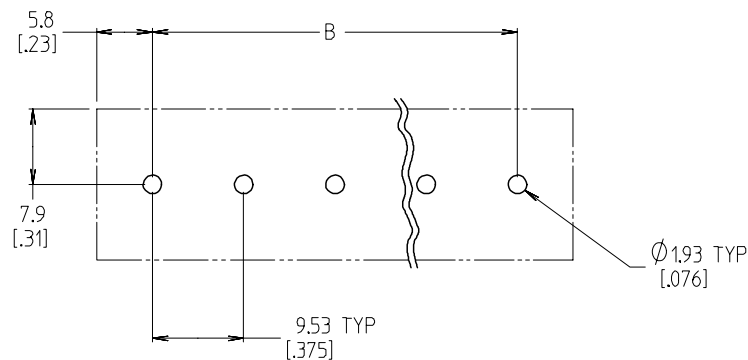
MOLEX MOLEX INCORPORATED

DOCUMENT NO. SD-38720-003 SHEET NO. 1 OF 2

DRAFT WHERE APPLICABLE MUST REMAIN WITHIN DIMENSIONS

SIZE B THIS DRAWING CONTAINS INFORMATION THAT IS PROPRIETARY TO MOLEX INCORPORATED AND SHOULD NOT BE USED WITHOUT WRITTEN PERMISSION

MATERIAL NO. (STD)	MATERIAL NO. (-49)	MATERIAL NO. (-50)	MATERIAL NO. (-49-50)	# OF CIRC. "XX"	"A"	"B"
387206602	387207202	387207802	387291193	2	21.2 (.83)	9.5 (.38)
387206603	387207203	387207803	387291333	3	30.7 (1.21)	19.1 (.75)
387206604	387207204	387207804	387291195	4	40.2 (1.58)	28.6 (1.13)
387206605	387207205	387207805		5	49.7 (1.96)	38.1 (1.50)
387206606	387207206	387207806	387291199	6	59.3 (2.33)	47.6 (1.88)
387206607	387207207	387207807		7	68.8 (2.71)	57.2 (2.25)
387206608	387207208	387207808	387291202	8	78.3 (3.08)	66.7 (2.63)
387206609	387207209	387207809		9	87.8 (3.46)	76.2 (3.00)
387206610	387207210	387207810		10	97.4 (3.83)	85.7 (3.38)
387206611	387207211	387207811	387291204	11	106.9 (4.21)	95.3 (3.75)
387206612	387207212	387207812		12	116.4 (4.58)	104.8 (4.13)
387206613	387207213	387207813		13	125.9 (4.96)	114.3 (4.50)
387206614	387207214	387207814		14	135.5 (5.33)	123.8 (4.88)
387206615	387207215	387207815		15	145.0 (5.71)	133.4 (5.25)
387206616	387207216	387207816	387291208	16	154.5 (6.08)	142.9 (5.63)
387206617	387207217	387207817		17	164.0 (6.46)	152.4 (6.00)
387206618	387207218	387207818		18	173.6 (6.83)	161.9 (6.38)
387206619	387207219	387207819		19	183.1 (7.21)	171.5 (6.75)
387206620	387207220	387207820		20	192.6 (7.58)	181.0 (7.13)
387206621	387207221	387207821		21	202.1 (7.96)	190.5 (7.50)
387206622	387207222	387207822	387291210	22	211.7 (8.33)	200.0 (7.88)
387206623	387207223	387207823		23	221.2 (8.71)	209.6 (8.25)
387206624	387207224	387207824		24	230.7 (9.08)	219.1 (8.63)
387206625	387207225	387207825		25	240.2 (9.46)	228.6 (9.00)
387206626	387207226	387207826		26	249.8 (9.83)	238.1 (9.38)



RECOMMENDED PTH PATTERN

SEE SHEET ONE EC NO: ETC2007-0432 DRWN: CLYORK 2007/05/30 CHKD: JMAGNELL 2007/06/10 APPR: JMAGNELL 2007/06/11	QUALITY SYMBOLS ▽=0 ▽=0	GENERAL TOLERANCES (UNLESS SPECIFIED)		DIMENSION STYLE	SCALE	DESIGN UNITS	THIRD ANGLE PROJECTION	
				MM/IN	2:1	INCH		
				DRAWN BY: C. YORK CHECKED BY: R. KEMP APPROVED BY: P. WALTZ	DATE: 2004/01/21 DATE: 2004/01/26 DATE: 2004/01/26	TITLE: 9.53MM SR BTS, PC TERM. ASSY, WITH PADS, NO MTG ENDS		
				MATERIAL NO. SEE CHART DOCUMENT NO. SD-38720-003		SHEET NO. 2 OF 2		
				DRAFT WHERE APPLICABLE MUST REMAIN WITHIN DIMENSIONS				
				THIS DRAWING CONTAINS INFORMATION THAT IS PROPRIETARY TO MOLEX INCORPORATED AND SHOULD NOT BE USED WITHOUT WRITTEN PERMISSION				