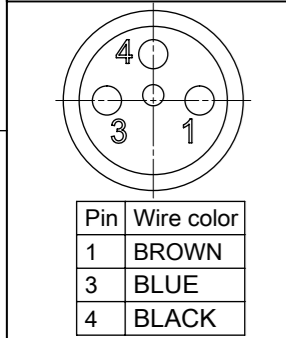


**M8 FEMALE VIEWS FROM THE FRONT SIDE 3 POLE**



Pin	Wire color
1	BROWN
2	WHITE
3	BLUE
4	BLACK



Pin	Wire color
1	BROWN
2	WHITE
3	BLUE
4	BLACK



Pin	Wire color
1	BROWN
2	WHITE
3	BLUE
4	BLACK
5	GREY

**PART NO MATRIX**

**4 0 \* 0 0 0 B 4 1 M \* \* \* \***

40 = M8 SINGLE ENDED

POLES:  
3 = 3 POLES  
4 = 4 POLES  
5 = 5 POLES

HEADER:  
000 = FEMALE STRAIGHT

CABLE:  
B41 = 0,25mm<sup>2</sup>, TPU BLACK

UNIT:  
M = METER

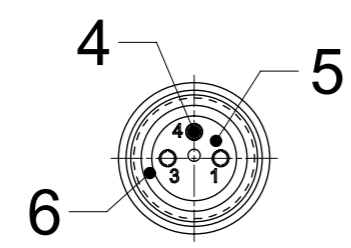
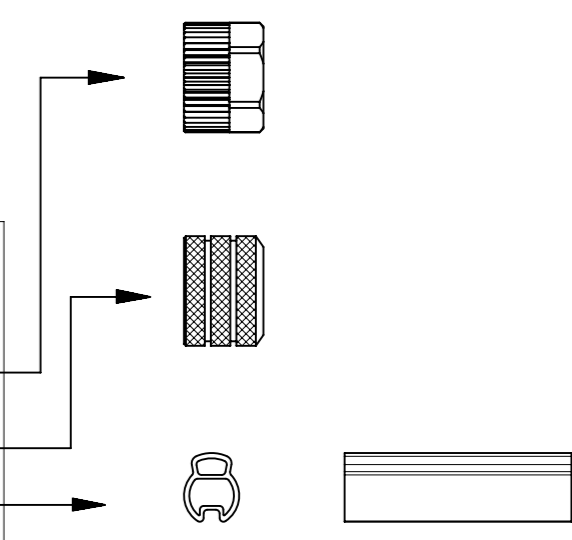
LENGTH:  
EXAMPLE:  
010 = 1 m  
050 = 5 m  
100 = 10 m

OVERMOLD COLOR:  
BLANK (STANDARD)= BLACK  
Y= YELLOW

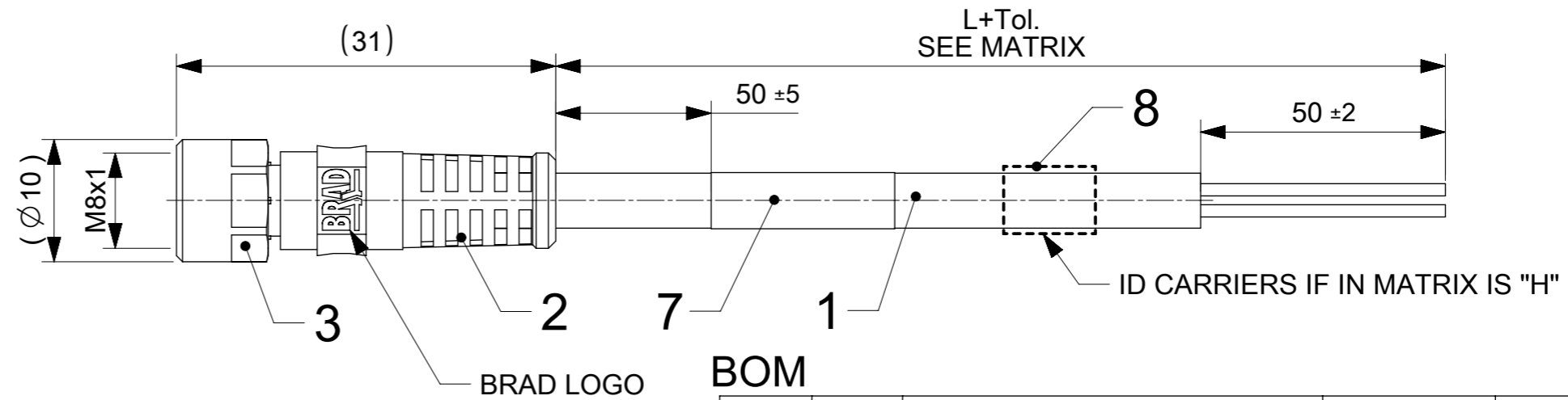
COUPLING NUT:  
BLANK (STANDARD)= KNURLED / HEX BRASS, Ni PLATED  
7 = KNURLED BRASS, Ni PLATED, TEFLON COATED

H = 2 PCS. OF I/D CARRIER FOR CABLE B36

**OPTIONS**



VIEW FROM THE FRONT SIDE 3P



**BOM**

ITEM	QTY.	DESCRIPTION	MATERIAL	FINISH
8	2	ID-CARRIER (SEE MATRIX)	-	-
7	1	LABEL YE STANDARD	VINYL	-
6	1	GASKET RD	FKM	-
5	1	INSERT M8 FE XP	PUR	-
4	3/4/5	CONTACT FE	BRONZE	SELECTIVE GOLD OVER NICKEL
3	1	M8 HEX KNU FE NUT	BRASS	Ni3
2	-	MOULDING MATERIAL	TPU	SEE PART LIST
1	-	CABLE Xx0.25mm <sup>2</sup> BK	TPU	-

**CABLE LENGTH TOLERANCES**

LENGTH	TOLERANCE (+)
0m-1m	+40 mm
>1m-5m	+60 mm
>5m-10m	+80 mm
>10m-20m	+140 mm
>20m-30m	+160 mm
>30m	+1% of length

**NOTES**

Temperature Range	-25°C/+80°C
Contact Current Rating	3A
Voltage Rating	3 poles 60V
	4-5 poles 30 V
Protection class	IP 67

THIS DRAWING CONTAINS INFORMATION THAT IS PROPRIETARY TO MOLEX ELECTRONIC TECHNOLOGIES, LLC AND SHOULD NOT BE USED WITHOUT WRITTEN PERMISSION

FUNCTIONAL SYMBOLS:  $\nabla_A = 0$ ,  $\nabla_E = 0$ ,  $\nabla_F = 0$

DIMENSION UNITS: mm, SCALE: 1:1

GENERAL TOLERANCES (UNLESS SPECIFIED): 4 PLACES ±, 3 PLACES ±, 2 PLACES ±, 1 PLACE ±, 0 PLACES ±

ANGULAR TOL: ± °

DRAFT WHERE APPLICABLE MUST REMAIN WITHIN DIMENSIONS

THIRD ANGLE PROJECTION

DRAWING: A3-SIZE, SERIES: 120086

EC NO: 682347, DRWN: MDHARMANTI, 2021/10/19, CHK'D: RSILLER, 2021/10/22, APPR: RSILLER, 2021/10/22

INITIAL REVISION: DRWN: MDHARMANTI, 2021/10/19, APPR: RSILLER, 2021/10/22

CURRENT REV DESC: ADDED NEW PNS

**molex**

CSE M8 XP AC FE STR TPU XM

PRODUCT CUSTOMER DRAWING

DOCUMENT NUMBER: 1200868655, DOC TYPE: PSD, DOC PART: 000, REVISION: A

MATERIAL NUMBER: SEE SHEET 2, CUSTOMER: GENERAL MARKET, SHEET NUMBER: 1 OF 2

TABLE 1

MOLEX PN	ENGINEERING No	LENGTH (MM)
1200868832	403000B41M005	500
1200868655	403000B41M010	1000
1200868656	403000B41M020	2000
1200868657	403000B41M050	5000
1200868658	403000B41M100	10000
1200868659	404000B41M010	1000
1200868660	404000B41M020	2000
1200868661	404000B41M050	5000
1200868662	404000B41M100	10000
1200868663	405000B41M010	1000
1200868664	405000B41M020	2000
1200868665	405000B41M050	5000
1200868666	405000B41M100	10000
1200868798	403000B41M065	6500
1200868840	403000B41M150	15000
1200868841	403000B41M200	20000
1200868882	403000B36M0107Y	1000
1200868884	404000B36M0107Y	1000
1200868885	404000B36M0207Y	2000
1200868886	404000B36M0307Y	3000
1200868887	404000B36M0507Y	5000
1200868891	403000B36M0207Y	2000
1200868781	403000B41M055	5500
1200868782	403000B41M085	8500
1200868889	404000B41M200	20000
1200868890	404000B41M150	15000

MOLEX PN	ENGINEERING No	LENGTH (MM)
1200868944	404000B41M005	500
1200868945	404000B41M030	3000
1200868946	404000B41M040	4000
1200868947	404000B41M080	8000

CABLE SPECIFICATION

CABLE TYPE	NO. OF WIRES	WIRE GAUGE	CABLE JACKET	UL	CSA	static	flexing	drag chain tested	other	CABLE SPEC. DRAWING
B41	3/4/5	0.25mm <sup>2</sup>	TPU BLACK	STYLE 21215	yes	-40°C TO +90°C 5xD	-25°C TO +80°C 7.5xD	5 mio cycles	WELD SLAG RESISTANCE	SD-120209-006
B36	3/4	0.34mm <sup>2</sup>	TPU ORANGE	STYLE 21215/758	C22.21/III/ A/B 80/600V	-40°C TO +90°C 5xD	-25°C TO +80°C 7.5xD	5 mio cycles	WELD SLAG RESISTANCE	SD-120209-001

<b>FUNCTIONAL SYMBOLS</b> = 0 = 0 = 0 <b>DIVISIONAL SYMBOLS</b>	THIS DRAWING CONTAINS INFORMATION THAT IS PROPRIETARY TO MOLEX ELECTRONIC TECHNOLOGIES, LLC AND SHOULD NOT BE USED WITHOUT WRITTEN PERMISSION CURRENT REV DESC: ADDED NEW PNS		 CSE M8 XP AC FE STR TPU XM				
	DIMENSION UNITS: <b>mm</b> SCALE: <b>1:1</b>	GENERAL TOLERANCES (UNLESS SPECIFIED) ANGULAR TOL ± °				EC NO: 682347 DRWN: MDHARMANTI 2021/10/19 CHK'D: RSILLER 2021/10/22 APPR: RSILLER 2021/10/22	
	4 PLACES ± 3 PLACES ± 2 PLACES ± 1 PLACE ± 0 PLACES ±	INITIAL REVISION: DRWN: MDHARMANTI 2021/10/19 APPR: RSILLER 2021/10/22		DOCUMENT NUMBER <b>1200868655</b>	DOC TYPE PSD	DOC PART 000	REVISION A
	DRAFT WHERE APPLICABLE MUST REMAIN WITHIN DIMENSIONS	THIRD ANGLE PROJECTION 	DRAWING <b>A3-SIZE</b>	SERIES <b>120086</b>	MATERIAL NUMBER SEE TABLE 1	CUSTOMER GENERAL MARKET	SHEET NUMBER 2 OF 2