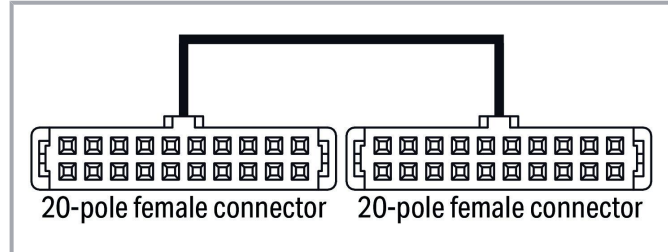


Data sheet | Item number: 706-3057/1300-200

System cable; for Schneider TSX; 16 digital inputs or outputs; Length: 2 m;
Conductor cross-section: 0.14 mm²; UR components










www.wago.com/706-3057/1300-200



Subject to changes. Please also observe the further product documentation!

WAGO GmbH & Co. KG
Hansastr. 27
32423 Minden
Phone: +49571 887-0 | Fax: +49571 887-169
Email: info.de@wago.com | Web: www.wago.com

Do you have any questions about our products?
We are always happy to take your call at +49 (571) 887-44222.

| Color coding acc. to DIN VDE 47100 | | Interface connector | | PLC connector | |
|---------------------------------------|---|------------------------|--------|------------------|----------|
| | | Pin number | Wiring | Pin number | Signal |
| White |  | 1 | 0.0 | 1 | IN/OUT1 |
| Brown |  | 2 | 0.1 | 2 | IN/OUT2 |
| Green |  | 3 | 0.2 | 3 | IN/OUT3 |
| Yellow |  | 4 | 0.3 | 4 | IN/OUT4 |
| Grey |  | 5 | 0.4 | 5 | IN/OUT5 |
| Pink |  | 6 | 0.5 | 6 | IN/OUT6 |
| Blue |  | 7 | 0.6 | 7 | IN/OUT7 |
| Red |  | 8 | 0.7 | 8 | IN/OUT8 |
| Black |  | 9 | 1.0 | 9 | IN/OUT9 |
| Violet |  | 10 | 1.1 | 10 | IN/OUT10 |
| Grey-Pink |  | 11 | 1.2 | 11 | IN/OUT11 |
| Red-Blue |  | 12 | 1.3 | 12 | IN/OUT12 |
| White-Green |  | 13 | 1.4 | 13 | IN/OUT13 |
| Brown-Green |  | 14 | 1.5 | 14 | IN/OUT14 |
| White-Yellow |  | 15 | 1.6 | 15 | IN/OUT15 |
| Yellow-Brown |  | 16 | 1.7 | 16 | IN/OUT16 |
| White-Grey |  | 17 | +24V | 17 | Alim+ |
| Grey-Brown |  | 18 | 0V | 18 | Alim- |
| White-Pink |  | 19 | +24V | 19 | Alim+ |
| Pink-Brown |  | 20 | 0V | 20 | Alim- |

Item description

Short description:

WAGO's Interface Cables provide fast and easy connection of WAGO I/O Modules equipped with a 20-pole pluggable connector (750-1400, -1402, -1500, -1501, -1502) to the appropriate interface or relay modules (16-channel) featuring a 20-pole pluggable connector.

The cables are available in 1-, 2- and 3-meter lengths; each has one 20-pole pluggable connector at both ends.

Data

Notes

| | |
|------|---|
| Note | When using more than 10 wires, the maximum current per wire must be reduced to 0.7 A. |
|------|---|

Subject to changes. Please also observe the further product documentation!

WAGO GmbH & Co. KG

Hansastr. 27

32423 Minden

Phone: +49571 887-0 | Fax: +49571 887-169

Email: info.de@wago.com | Web: www.wago.com

Do you have any questions about our products?

We are always happy to take your call at +49 (571) 887-44222.



Electrical data

| | |
|-------------------------|------------------------------|
| Inputs/outputs | 16 digital inputs or outputs |
| Operating voltage | ≤ AC/DC 35 V |
| Current per wire (max.) | 1 A |

Connection data

| | |
|------------|-------------------|
| Cable type | LiYY |
| Color code | per DIN VDE 47100 |

Connection 1

| | |
|--------------------|---|
| Connector | Pluggable connector per DIN 41651; female connector |
| Pole number 1 | 20 |
| Connection type 1 | System |
| Wire cross-section | 0.14 mm ² |

Connection 2

| | |
|-------------------|---|
| Connector 2 | Pluggable connector per DIN 41651; female connector |
| Pole number 2 | 20 |
| Connection type 2 | System |

Physical data

| | |
|--------------|-----|
| Cable length | 2 m |
|--------------|-----|

Material Data

| | |
|--------|------|
| Weight | 10 g |
|--------|------|

Environmental requirements

| | |
|---------------------------------|----------------|
| Ambient temperature (operation) | -20 ... +50 °C |
|---------------------------------|----------------|

Commercial data

| | |
|---------------|------------------|
| Product Group | 30 (WAGO France) |
| eCl@ss 10.0 | 27-06-03-11 |
| eCl@ss 9.0 | 27-06-03-11 |
| ETIM 8.0 | EC000237 |

Subject to changes. Please also observe the further product documentation!

WAGO GmbH & Co. KG
Hansastr. 27
32423 Minden
Phone: +49571 887-0 | Fax: +49571 887-169
Email: info.de@wago.com | Web: www.wago.com

Do you have any questions about our products?
We are always happy to take your call at +49 (571) 887-44222.








| | |
|-----------------------|---------------|
| ETIM 7.0 | EC000237 |
| PU (SPU) | 1 pcs |
| Packaging type | bag |
| Country of origin | QU |
| GTIN | 4050821008729 |
| Customs tariff number | 85444290900 |

Environmental Product Compliance

| | |
|------------------------|-------------------------|
| RoHS Compliance Status | Compliant, No Exemption |
|------------------------|-------------------------|

Optional accessories

Interface module

| | | |
|--|---|--|
| Interface module | | |
|  | Item no.: 704-2004 Interface module for system wiring; Pluggable connector per DIN 41651; Male connector; 20-pole; 16-channel digital input or output; 1-wire connection; in mounting carrier | www.wago.com/704-2004 |
|  | Item no.: 704-2054 Interface module for system wiring; Pluggable connector per DIN 41651; Male connector; 20-pole; 16-channel digital input or output; 3-wire connection; in mounting carrier | www.wago.com/704-2054 |
|  | Item no.: 704-2044 Interface module for system wiring; Pluggable connector per DIN 41651; Male connector; 20-pole; 16-channel digital input or output; 2-wire connection; in mounting carrier | www.wago.com/704-2044 |
|  | Item no.: 704-5014 Interface module for system wiring; Pluggable connector per DIN 41651; Male connector; 20-pole; 16-channel relay output; 1 changeover contact; Double-deck PCB terminal blocks; without relay; in mounting carrier; 2,50 mm ² | www.wago.com/704-5014 |
|  | Item no.: 704-2024 Interface module for system wiring; Pluggable connector per DIN 41651; Male connector; 20-pole; 16-channel digital input or output; 2-wire connection; in mounting carrier | www.wago.com/704-2024 |
|  | Item no.: 704-5004 Interface module for system wiring; Pluggable connector per DIN 41651; Male connector; 20-pole; 16-channel relay output; 1 changeover contact; Double-deck PCB terminal blocks; in mounting carrier; 2,50 mm ² | www.wago.com/704-5004 |
|  | Item no.: 289-614 Interface module; Pluggable connector per DIN 41651; 20-pole; Triple-deck PCB terminal blocks; in mounting carrier; 2,50 mm ² | www.wago.com/289-614 |

Item no.: 704-5024

Subject to changes. Please also observe the further product documentation!



Interface module for system wiring; Pluggable connector per DIN 41651; Male connector; 20-pole; 16-channel relay output; 1 changeover contact; Triple-deck PCB terminal blocks; in mounting carrier; 2,50 mm²

www.wago.com/704-5024



Item no.: 704-5054

Interface module for system wiring; Pluggable connector per DIN 41651; Male connector; 20-pole; 16-channel relay output; 1 make contact; with disconnect terminal block and fuse; in mounting carrier; 2,50 mm²

www.wago.com/704-5054



Item no.: 704-5064

Interface module for system wiring; Pluggable connector per DIN 41651; Male connector; 20-pole; 16-channel relay output; 2 changeover contacts; Double-deck PCB terminal blocks; in mounting carrier; 2,50 mm²

www.wago.com/704-5064



Item no.: 704-5074

Interface module for system wiring; Pluggable connector per DIN 41651; Male connector; 20-pole; 16-channel relay output; 1 make contact; with disconnect terminal block and fuse; in mounting carrier; 2,50 mm²

www.wago.com/704-5074



Item no.: 704-5034

Interface module for system wiring; Pluggable connector per DIN 41651; Male connector; 20-pole; 16-channel relay output; 1 changeover contact; PCB terminal blocks; with output fuse; in mounting carrier; 2,50 mm²

www.wago.com/704-5034



Item no.: 704-5044

Interface module for system wiring; Pluggable connector per DIN 41651; Male connector; 20-pole; 16-channel relay output; 1 changeover contact; Triple-deck PCB terminal blocks; with manual operation; in mounting carrier; 2,50 mm²

www.wago.com/704-5044

Downloads

Documentation

Bid Text

| | | | |
|----------------------------------|-------------|---------------|----------|
| 706-3057/1300-200 X81 - Datei | 2019 Feb 19 | xml 3.7 kB | Download |
|----------------------------------|-------------|---------------|----------|

| | | | |
|----------------------------------|-------------|----------------|----------|
| 706-3057/1300-200 doc - Datei | 2015 Nov 20 | doc 26.1 kB | Download |
|----------------------------------|-------------|----------------|----------|

Additional Information

| | | | |
|---|------------------------|---------------|----------|
| Disposal and Recycling Electrical and electronic equipment, Batteries, Packaging | V 1.1.0 2022 Aug 18 | pdf 2.2 MB | Download |
|---|------------------------|---------------|----------|

System Description

| | | | |
|--|--|-----------------|----------|
| WAGO System Wiring, Selection Guide This guide will help you select the appropriate interface modules and system cables for the controller you are using. | | pdf 545.9 kB | Download |
|--|--|-----------------|----------|

Subject to changes. Please also observe the further product documentation!



Environmental Product Compliance

Compliance Search

Environmental Product Compliance 706-3057/1300-200

URL

Download

System cable; for Schneider TSX; 16 digital inputs or outputs; Length: 2 m; Conductor cross-section: 0.14 mm²; UR components

Installation Notes

Subject to changes. Please also observe the further product documentation!

WAGO GmbH & Co. KG

Hansastr. 27

32423 Minden

Phone: +49571 887-0 | Fax: +49571 887-169

Email: info.de@wago.com | Web: www.wago.com

Do you have any questions about our products?

We are always happy to take your call at +49 (571) 887-44222.