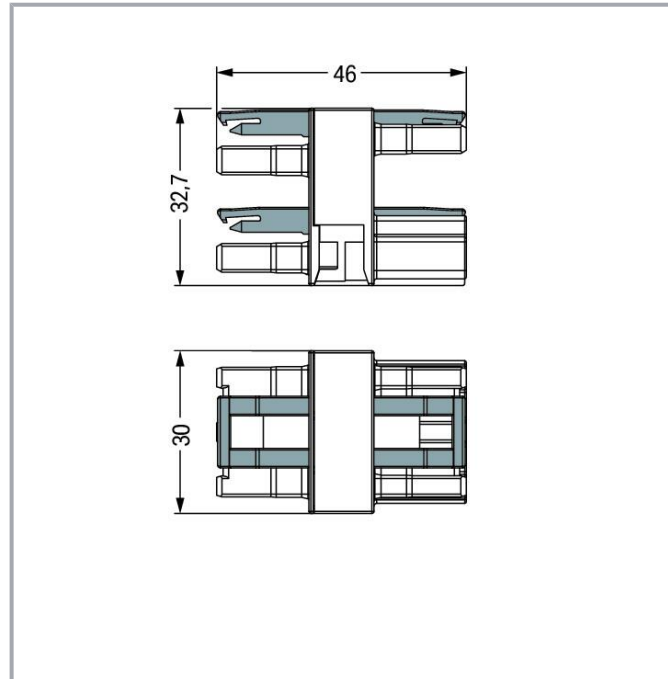



Data sheet | Item number: 770-907

3-way distribution connector; 3-pole; Cod. P; 1 input; 3 outputs; 2 locking levers; red



[www.wago.com/770-907](http://www.wago.com/770-907)



## Item description

### Distribution connector *WINSTA*® MIDI with protection type IP20

The *WINSTA*® MIDI distribution connector P coding is the pluggable solution for your application in control cabinets, for lighting connections or on PCBs. WAGO pluggable installation connectors are useful when criteria repeat or are planned on a defined pattern, for example for installing grid lighting or flush-mount lighting. The coding options reduce installation errors, allowing fast, secure wiring of all components. The pluggable installation connector is protected against ingress by solid objects in accordance with protection type IP20 (When mated: IP2xC (These compact connectors are not designed for use in open, easily accessible areas!)). *WINSTA*® MIDI pluggable installation connectors with P coding are employed for implementing uninterruptible power supplies. This pluggable installation connector is used for electrical currents up to 25 A. Thus the product is ideally suitable for high power loads. The *WINSTA*® MIDI Pluggable Connection System with Push-in CAGE CLAMP® spring pressure connection technology facilitates precise electrification. Thanks to the integrated test slot, it is possible to check connections even when they are plugged in. This saves time, labor, and money.

Subject to changes. Please also observe the further product documentation!

WAGO GmbH & Co. KG  
Hansastr. 27  
32423 Minden  
Phone: +49571 887-0 | Fax: +49571 887-169  
Email: [info.de@wago.com](mailto:info.de@wago.com) | Web: [www.wago.com](http://www.wago.com)

Do you have any questions about our products?  
We are always happy to take your call at +49 (571) 887-44222.



## Push-in CAGE CLAMP® spring pressure connection technology – pluggable installation instead of laborious screw connections!

WINSTA® is the pluggable connection system that is optimally tailored to the strict requirements of electrical installation. It offers fast, secure and, above all, error-free installation of components and cables. Choose durability and quality – the WINSTA® MIDI pluggable installation connector with protection against mismatching from WAGO makes the installation of electrical components substantially easier.

- effective protection against mismatching
- pre-assembled versions
- for UPS applications
- custom-engineered solutions
- quick replacement of defective units during ongoing operation

### Data

#### Electrical data

#### Ratings per IEC/EN

Ratings per	IEC/EN 60664-1
Nominal voltage (III/3)	250 V
Rated impulse voltage (III/3)	4 kV
Rated current	25 A
Legend (ratings)	(III / 3) ≙ Overvoltage category III / Pollution degree 3

#### Ratings per UL 1977

Note for the US market	Some versions may also be used for current interruption in accordance with the UL certificate in select applications with currents below 16 A and voltages up to 600 V. For further information, please contact your local sales office.
Rated voltage (UL 1977)	600 V
Rated current UL 1977	23 A

#### General

Note on contact resistance	approx. 1 mΩ of contact resistance approx. 0.25 mΩ contact transition plug/socket
----------------------------	--

Subject to changes. Please also observe the further product documentation!



## Connection data

Total number of potentials	3
PE function	Preceding PE contact

## Connection 1

Pole number	3
-------------	---

## Physical data

Pin spacing	10 mm / 0.394 inches
Width	30 mm / 1.181 inches
Height	32.7 mm / 1.287 inches
Depth	46 mm / 1.811 inches

## Mechanical Data

Application	EDV (UPS)
Coding	P
Variable coding	No
Marking	L $\perp$ N
Potential marking	L $\perp$ N
Mating force of a plug-in connection	approx. 20 ... 70 N (depending on pole number)
Retention force of a plug-in connection	When locked: > 80 N
Unmating force of a plug-in connection	Unlocked: approx. 20 ... 70 N (depending on pole number)
Number of mating cycles	200, without resistive load
Type of distribution box	Distribution connector, 3-way
Protection type	IP20; When mated: IP2xC (These compact connectors are not designed for use in open, easily accessible areas!)

## Plug-in connection

Contact type (pluggable connector)	Socket/plug
Mismating protection	Yes
Note on mismating protection	All <i>WINSTA</i> <sup>®</sup> components are 100% protected against mismating when: a.) plugging different numbers of poles b.) plugging while rotated 180 c.) plugging while laterally staggered d.) plugging one pole

Subject to changes. Please also observe the further product documentation!



Locking lever	yes
Locking of plug-in connection	locking lever
Note on locking system	All connectors for mounted installations (snap-in versions for lighting fixtures or devices, all types of PCB and distribution connectors) are factory-equipped with locking levers to ensure plugs and sockets are securely locked. Additional locking levers are only required for flying leads (plug/socket).
Number of locking levers	4

## Material Data

Note (material data)	Information on material specifications can be found here
Color	red
Insulation material	Polyamide (PA66)
Flammability class per UL94	V0
Contact material	Copper or copper alloy; surface-treated
Contact plating	Tin
Fire load	0.421 MJ
Weight	26 g

## Environmental requirements

Processing temperature	-5 ... +40 °C
Continuous operating temperature	-35 ... +85 °C
Note on continuous operating temperature	Insulating parts for temperatures $\leq$ 105 °C

## Commercial data

Product Group	20 (Winsta)
eCl@ss 10.0	27-44-06-03
eCl@ss 9.0	27-44-06-03
ETIM 8.0	EC002567
ETIM 7.0	EC002567
PU (SPU)	50 pcs
Packaging type	box
Country of origin	DE
GTIN	4045454459147
Customs tariff number	85366990990

Subject to changes. Please also observe the further product documentation!

WAGO GmbH & Co. KG  
 Hansastr. 27  
 32423 Minden  
 Phone: +49571 887-0 | Fax: +49571 887-169  
 Email: [info.de@wago.com](mailto:info.de@wago.com) | Web: [www.wago.com](http://www.wago.com)

Do you have any questions about our products?  
 We are always happy to take your call at +49 (571) 887-44222.



## Environmental Product Compliance

RoHS Compliance Status


Compliant, No Exemption

## Approvals / Certificates




### General approvals

Logo	Approval	Additional Approval Text	Certificate name
	CCA DEKRA Certification B.V.	IEC 61535	NL -84761
	CCA DEKRA Certification B.V.	EN 61535	71- 123228
	cURus Underwriters Laboratories Inc.	UL 1977	E45171

### Declarations of conformity and manufacturer's declarations

Logo	Approval	Additional Approval Text	Certificate name
	EU-Declaration of Conformity WAGO GmbH & Co. KG	-	-

### Approvals for marine applications






Logo	Approval	Additional Approval Text	Certificate name
	ABS American Bureau of Shipping	-	19- HG1868589- PDA
	DNV GL Det Norske Veritas, Germanischer Lloyd	-	TAE00001Z6
	LR Lloyds Register	IEC 61984	LR22429487TA

Subject to changes. Please also observe the further product documentation!

WAGO GmbH & Co. KG  
 Hansastr. 27  
 32423 Minden  
 Phone: +49571 887-0 | Fax: +49571 887-169  
 Email: [info.de@wago.com](mailto:info.de@wago.com) | Web: [www.wago.com](http://www.wago.com)

Do you have any questions about our products?  
 We are always happy to take your call at +49 (571) 887-44222.




## Counterpart

	<b>Item no.770-1303</b> Socket; 3-pole; Cod. P; 4,00 mm <sup>2</sup> ; red	<a href="http://www.wago.com/770-1303">www.wago.com/770-1303</a>
	<b>Item no.770-1313</b> Plug; 3-pole; Cod. P; 4,00 mm <sup>2</sup> ; red	<a href="http://www.wago.com/770-1313">www.wago.com/770-1313</a>
	<b>Item no.771-9973/006-101</b> pre-assembled interconnecting cable; Eca; Socket/plug; 3-pole; Cod. P; H05VV-F 3G 1.5 mm <sup>2</sup> ; 1 m; 1,50 mm <sup>2</sup> ; red	<a href="http://www.wago.com/771-9973/006-101">www.wago.com/771-9973/006-101</a>
	<b>Item no.771-9973/206-101</b> pre-assembled connecting cable; Eca; Plug/open-ended; 3-pole; Cod. P; H05VV-F 3G 1.5 mm <sup>2</sup> ; 1 m; 1,50 mm <sup>2</sup> ; red	<a href="http://www.wago.com/771-9973/206-101">www.wago.com/771-9973/206-101</a>
	<b>Item no.771-9973/106-101</b> pre-assembled connecting cable; Eca; Socket/open-ended; 3-pole; Cod. P; H05VV-F 3G 1.5 mm <sup>2</sup> ; 1 m; 1,50 mm <sup>2</sup> ; red	<a href="http://www.wago.com/771-9973/106-101">www.wago.com/771-9973/106-101</a>

## Optional accessories



### Cover

#### Cover

	<b>Item no.: 770-360</b> Lockout cap; for plugs; 5-pole; separable; yellow	<a href="http://www.wago.com/770-360">www.wago.com/770-360</a>
	<b>Item no.: 770-201</b> Lockout cap; 12-pole, separable; for sockets; Plastic; black	<a href="http://www.wago.com/770-201">www.wago.com/770-201</a>
	<b>Item no.: 770-221</b> Lockout cap; 12-pole, separable; for sockets; Plastic; white	<a href="http://www.wago.com/770-221">www.wago.com/770-221</a>

### Mounting

#### Mounting accessories

	<b>Item no.: 770-623</b> Mounting plate; 3-pole; for distribution connectors; Plastic; black	<a href="http://www.wago.com/770-623">www.wago.com/770-623</a>
	<b>Item no.: 770-673</b> Mounting plate; 3-pole; for distribution connectors; Plastic; white	<a href="http://www.wago.com/770-673">www.wago.com/770-673</a>

Subject to changes. Please also observe the further product documentation!



## Downloads

### Documentation

#### Bid Text

770-907 X81 - Datei	2019 Feb 19	xml 2.8 kB	Download
770-907 doc - Datei	2015 Mar 12	doc 23.6 kB	Download

## CAD/CAE-Data

### CAE data

EPLAN Data Portal 770-907	URL	Download
WSCAD Universe 770-907	URL	Download

## Environmental Product Compliance

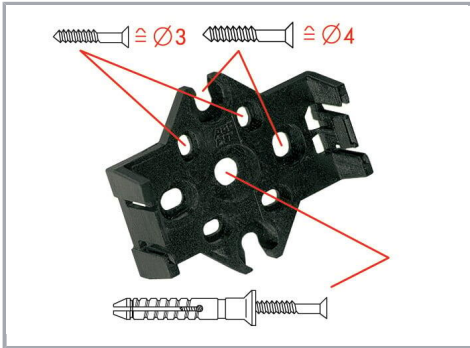
### Compliance Search

Environmental Product Compliance 770-907 3-way distribution connector; 3-pole; Cod. P; 1 input; 3 outputs; 2 locking levers; red	URL	Download
---	-----	----------

## Installation Notes

### Installation

Subject to changes. Please also observe the further product documentation!




Mounting plates can be secured using commercially available screws or nail-drive anchors.



The distribution connectors snap together when attached to the mounting plate.



To release the distribution connector, unlock the latch using a screwdriver.



All distribution connector connections are locked and protected against accidental disconnection directly after mating. Locking of any connection is released using a screwdriver, even if all connections are used.

## Product family

**WINSTA® MIDI**

[Show all products from the family](#)

Subject to changes. Please also observe the further product documentation!