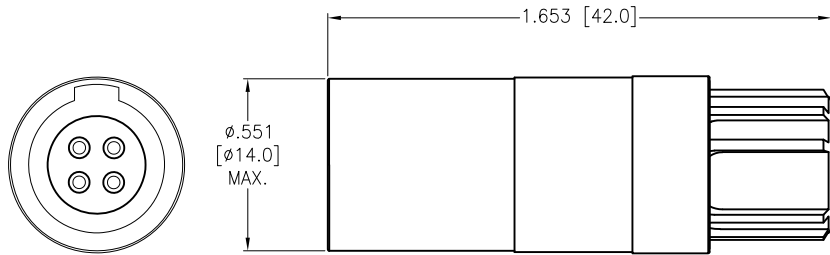


APPROVED: _____
 DATE: _____ TITLE: _____

Rev	AWO #	Description	Date	Appr
-		RELEASED	8/16/21	

MMI-P1FGXXSXXXX



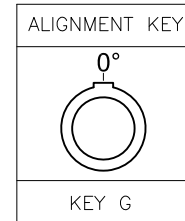
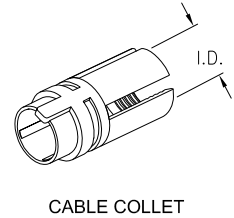
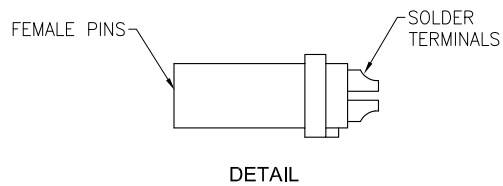
ALIGNMENT KEY
G = 0

BODY COLOR
B = BLACK
G = GRAY

BACK NUT COLOR
B = BLACK
G = GRAY
GR = GREEN
Y = YELLOW
R = RED

CABLE COLLET SIZE
39 = 2.7mm ~ 3.9mm ID
52 = 4.0mm ~ 5.2mm ID
65 = 5.3mm ~ 6.5mm ID

OF POSITIONS
02, 03, 04, 05, 06,
07, 08, 09, 10 & 14



	2 Pin	3 Pin	4 Pin	5 Pin	6 Pin	7 Pin	8 Pin	9 Pin	10 Pin	14 Pin
Configuration										
Diameter of Pin	1.3	1.3	0.9	0.9	0.7	0.7	0.7	0.5	0.5	0.5
Testing Voltage	1200V	1200V	1200V	1200V	1000V	1000V	1000V	800V	800V	800V
Working Voltage	300V	300V	250V	250V	200V	200V	200V	200V	200V	200V
Rated Current / Pin	20A	12A	10A	9A	8A	7A	6A	4A	4A	4A

SPECIFICATIONS:
 Material:
 Housing (Body): PC
 Insulator: PPS
 Terminal: Brass, Gold Plated
 Electrical:
 Voltage Rating: 250V
 Current Rating: See chart
 Dielectric withstanding voltage: See chart
 Electrical Life: 1,000 Cycles min.
 Temperature Rating:
 Operating temperature: -55°C to +118°C
 Environmental:
 IP50 Protection (Mated Condition)
 Lead free, RoHS compliant



UNLESS OTHERWISE SPECIFIED
 ALL DIMENSIONS ARE INCHES [MM]
 TOLERANCES: EXCEPT AS NOTED

INCHES		HOLES	
.X	± .10	Ø.X	± .10
.XX	± .020	Ø.XX	± .015
.XXX	± .015	Ø.XXX	± .010

APPROVALS		DATE
DRAWN	SS	8/16/21
CHECKED	SS	8/16/21
APPROVED		

ADAM TECH 909 Rahway Avenue,
 Union, NJ 07083
 Phone: 908-687-5000
 Fax: 908-687-5710

TITLE: PUSH-PULL CONNECTOR FEMALE PLUG, PLASTIC,
 SIZE 1, SOLDER TERMINAL, STD TYPE, IP50

SIZE X	PART NO. MMI-P1FGXXSXXXX	REV. -
REF: SXXXXX	SCALE: NTS	SHEET 1 OF 1

6 5 4 3 2 1

6 5 4 3 2 1