


Data sheet | Item number: 706-2300/300-300

System cable; for Siemens S7-300; 16 digital inputs or outputs; Length: 3 m;
 Conductor cross-section: 0.14 mm²



www.wago.com/706-2300/300-300



i Picture differs from the item.

Similar to picture

Color coding acc. to DIN VDE 47100		20 poles flat connector		PLC connector	
		Pin number	Wiring	Pin number	Signal
White		1	0.0	2	0
Brown		2	0.1	3	1
Green		3	0.2	4	2
Yellow		4	0.3	5	3
Grey		5	0.4	6	4
Pink		6	0.5	7	5
Blue		7	0.6	8	6
Red		8	0.7	9	7
Black		9	1.0	12	0
Violet		10	1.1	13	1
Grey-Pink		11	1.2	14	2
Red-Blue		12	1.3	15	3
White-Green		13	1.4	16	4
Brown-Green		14	1.5	17	5
White-Yellow		15	1.6	18	6
Yellow-Brown		16	1.7	19	7
White-Grey		17	+24V	1	L+
Grey-Brown		18	0V	10	M
White-Pink		19	+24V	11	L+
Pink-Brown		20	0V	20	M

**Data
Notes**

Note When using more than 10 wires, the maximum current per wire must be reduced to 0.7 A.

Subject to changes. Please also observe the further product documentation!

WAGO GmbH & Co. KG
 Hansastr. 27
 32423 Minden
 Phone: +49571 887-0 | Fax: +49571 887-169
 Email: info.de@wago.com | Web: www.wago.com

Do you have any questions about our products?
 We are always happy to take your call at +49 (571) 887-44222.



Electrical data

Inputs/outputs	16 digital inputs or outputs
Operating voltage	≤ AC/DC 60 V
Current per wire (max.)	1 A

Compatibility

Siemens

Siemens S7-300	6ES7 321-1BH02-0AA0
	6ES7 321-1BH10-0AA0
	6ES7 321-1BH80-0AA0
	6ES7 322-1BH01-0AA0
	6ES7 322-1BH10-0AA0
	6ES7 322-1BH80-0AA0
	6ES7 322-1EH01-0AA0

Connection data

Cable type	LIYY
Color code	per DIN VDE 47100

Connection 1

Connector	Pluggable connector per DIN 41651; female connector
Connection type 1	System
Wire cross-section	0.14 mm ²

Connection 2

Connector 2	Siemens 6ES7-392-1BJ00-0AA0
Pole number 2	20
Connection type 2	System

Physical data

Cable length	3 m
--------------	-----

Material Data

Weight	298 g
--------	-------

Subject to changes. Please also observe the further product documentation!

WAGO GmbH & Co. KG
 Hansastr. 27
 32423 Minden
 Phone: +49571 887-0 | Fax: +49571 887-169
 Email: info.de@wago.com | Web: www.wago.com

Do you have any questions about our products?
 We are always happy to take your call at +49 (571) 887-44222.

Environmental requirements

Ambient temperature (operation)	-20 ... +50 °C
---------------------------------	----------------

Commercial data






Product Group	30 (WAGO France)
eCl@ss 10.0	27-24-22-20
eCl@ss 9.0	27-24-22-20
ETIM 8.0	EC000237
ETIM 7.0	EC000237
PU (SPU)	1 pcs
Country of origin	FR
GTIN	4045454874964
Customs tariff number	85444290900

Environmental Product Compliance

RoHS Compliance Status	Compliant, No Exemption
------------------------	-------------------------

Optional accessories

Interface module

Interface module	
	<p>Item no.: 704-2004 Interface module for system wiring; Pluggable connector per DIN 41651; Male connector; 20-pole; 16-channel digital input or output; 1-wire connection; in mounting carrier</p> <p>www.wago.com/704-2004</p>
	<p>Item no.: 704-2054 Interface module for system wiring; Pluggable connector per DIN 41651; Male connector; 20-pole; 16-channel digital input or output; 3-wire connection; in mounting carrier</p> <p>www.wago.com/704-2054</p>
	<p>Item no.: 704-2044 Interface module for system wiring; Pluggable connector per DIN 41651; Male connector; 20-pole; 16-channel digital input or output; 2-wire connection; in mounting carrier</p> <p>www.wago.com/704-2044</p>
	<p>Item no.: 704-5014 Interface module for system wiring; Pluggable connector per DIN 41651; Male connector; 20-pole; 16-channel relay output; 1 changeover contact; Double-deck PCB terminal blocks; without relay; in mounting carrier; 2,50 mm²</p> <p>www.wago.com/704-5014</p>
	<p>Item no.: 704-2024 Interface module for system wiring; Pluggable connector per DIN 41651; Male connector; 20-pole; 16-channel digital input or output; 2-wire connection; in mounting carrier</p> <p>www.wago.com/704-2024</p>
	<p>Item no.: 704-5004</p>

Subject to changes. Please also observe the further product documentation!



Interface module for system wiring; Pluggable connector per DIN 41651; Male connector; 20-pole; 16-channel relay output; 1 changeover contact; Double-deck PCB terminal blocks; in mounting carrier; 2,50 mm² www.wago.com/704-5004



Item no.: 289-614
Interface module; Pluggable connector per DIN 41651; 20-pole; Triple-deck PCB terminal blocks; in mounting carrier; 2,50 mm² www.wago.com/289-614



Item no.: 704-5024
Interface module for system wiring; Pluggable connector per DIN 41651; Male connector; 20-pole; 16-channel relay output; 1 changeover contact; Triple-deck PCB terminal blocks; in mounting carrier; 2,50 mm² www.wago.com/704-5024



Item no.: 704-5054
Interface module for system wiring; Pluggable connector per DIN 41651; Male connector; 20-pole; 16-channel relay output; 1 make contact; with disconnect terminal block and fuse; in mounting carrier; 2,50 mm² www.wago.com/704-5054



Item no.: 704-5064
Interface module for system wiring; Pluggable connector per DIN 41651; Male connector; 20-pole; 16-channel relay output; 2 changeover contacts; Double-deck PCB terminal blocks; in mounting carrier; 2,50 mm² www.wago.com/704-5064



Item no.: 704-5074
Interface module for system wiring; Pluggable connector per DIN 41651; Male connector; 20-pole; 16-channel relay output; 1 make contact; with disconnect terminal block and fuse; in mounting carrier; 2,50 mm² www.wago.com/704-5074



Item no.: 704-5034
Interface module for system wiring; Pluggable connector per DIN 41651; Male connector; 20-pole; 16-channel relay output; 1 changeover contact; PCB terminal blocks; with output fuse; in mounting carrier; 2,50 mm² www.wago.com/704-5034



Item no.: 704-5044
Interface module for system wiring; Pluggable connector per DIN 41651; Male connector; 20-pole; 16-channel relay output; 1 changeover contact; Triple-deck PCB terminal blocks; with manual operation; in mounting carrier; 2,50 mm² www.wago.com/704-5044

Downloads

Documentation

Bid Text

706-2300/300-300 X81 - Datei	2019 Feb 19	xml 3.2 kB	Download
---------------------------------	-------------	---------------	----------

706-2300/300-300 doc - Datei	2015 Feb 9	doc 26.1 kB	Download
---------------------------------	------------	----------------	----------

Additional Information

Disposal and Recycling

Subject to changes. Please also observe the further product documentation!

WAGO GmbH & Co. KG
Hansastr. 27
32423 Minden
Phone: +49571 887-0 | Fax: +49571 887-169
Email: info.de@wago.com | Web: www.wago.com

Do you have any questions about our products?
We are always happy to take your call at +49 (571) 887-44222.



Electrical and electronic equipment, Batteries, Packaging

V 1.1.0
2022 Aug 18

pdf
2.2 MB

[Download](#)

System Description

WAGO System Wiring, Selection Guide

This guide will help you select the appropriate interface modules and system cables for the controller you are using.

pdf
545.9 kB

[Download](#)

Environmental Product Compliance

Compliance Search

Environmental Product Compliance 706-2300/300-300

System cable; for Siemens S7-300; 16 digital inputs or outputs; Length: 3 m;
Conductor cross-section: 0.14 mm²

URL

[Download](#)

Installation Notes

Subject to changes. Please also observe the further product documentation!
