

## Single PCB terminal block - MKDS 10 HV/ 9-ZB-10,16 - 1709759

Please be informed that the data shown in this PDF Document is generated from our Online Catalog. Please find the complete data in the user's documentation. Our General Terms of Use for Downloads are valid (<http://phoenixcontact.com/download>)



PCB terminal block, Nominal current: 76 A, Nom. voltage: 1000 V, Pitch: 10.16 mm, Number of positions: 9, Connection method: Screw connection, Mounting: Soldering, Conductor/PCB connection direction: 0 °, Color: green

The figure shows a 5-pos. version of the product

### Product Features

- Compact high-capacity PCB terminal blocks with screw connection up to 16 mm<sup>2</sup>, stranded, and a current carrying capacity of 76 A
- 10.16 mm pitch
- Unlimited 600 V UL approval thanks to zigzag pinning
- Terminal block bases that can be mounted side by side to create any number of positions



### Key commercial data

Packing unit	1 pc
Minimum order quantity	50 pc
Weight per Piece (excluding packing)	72.66 GRM
Custom tariff number	85369010
Country of origin	China

### Technical data

#### Dimensions

Length	18.8 mm
Height	31 mm
Pitch	10.16 mm
Dimension a	81.28 mm
Pin dimensions	1 x 0,9 mm
Hole diameter	1.5 mm

#### General

Range of articles	MKDS 10 HV
-------------------	------------

# Single PCB terminal block - MKDS 10 HV/ 9-ZB-10,16 - 1709759

## Technical data

### General

Insulating material group	I
Rated surge voltage (III/3)	8 kV
Rated surge voltage (III/2)	8 kV
Rated surge voltage (II/2)	8 kV
Rated voltage (III/3)	800 V
Rated voltage (III/2)	1000 V
Rated voltage (II/2)	1000 V
Connection in acc. with standard	EN-VDE
Nominal current $I_N$	76 A
Nominal cross section	10 mm <sup>2</sup>
Maximum load current	76 A (with 16 mm <sup>2</sup> conductor cross section)
Insulating material	PA
Solder pin surface	Sn
Inflammability class according to UL 94	V0
Internal cylindrical gage	B6
Stripping length	10 mm
Number of positions	9
Screw thread	M4
Tightening torque, min	1.2 Nm
Tightening torque max	1.5 Nm

### Connection data

Conductor cross section solid min.	0.5 mm <sup>2</sup>
Conductor cross section solid max.	16 mm <sup>2</sup>
Conductor cross section stranded min.	0.5 mm <sup>2</sup>
Conductor cross section stranded max.	16 mm <sup>2</sup>
Conductor cross section stranded, with ferrule without plastic sleeve min.	0.5 mm <sup>2</sup>
Conductor cross section stranded, with ferrule without plastic sleeve max.	16 mm <sup>2</sup>
Conductor cross section stranded, with ferrule with plastic sleeve min.	0.5 mm <sup>2</sup>
Conductor cross section stranded, with ferrule with plastic sleeve max.	16 mm <sup>2</sup>
Conductor cross section AWG/kcmil min.	20
Conductor cross section AWG/kcmil max	6
2 conductors with same cross section, solid min.	0.5 mm <sup>2</sup>
2 conductors with same cross section, solid max.	6 mm <sup>2</sup>
2 conductors with same cross section, stranded min.	0.5 mm <sup>2</sup>
2 conductors with same cross section, stranded max.	6 mm <sup>2</sup>
2 conductors with same cross section, stranded, ferrules without plastic sleeve, min.	0.5 mm <sup>2</sup>

# Single PCB terminal block - MKDS 10 HV/ 9-ZB-10,16 - 1709759

## Technical data

### Connection data

2 conductors with same cross section, stranded, ferrules without plastic sleeve, max.	4 mm <sup>2</sup>
2 conductors with same cross section, stranded, TWIN ferrules with plastic sleeve, min.	0.5 mm <sup>2</sup>
2 conductors with same cross section, stranded, TWIN ferrules with plastic sleeve, max.	6 mm <sup>2</sup>
Minimum AWG according to UL/CUL	20
Maximum AWG according to UL/CUL	6

## Classifications

### eCl@ss

eCl@ss 4.0	27141109
eCl@ss 4.1	27141109
eCl@ss 5.0	27141190
eCl@ss 5.1	27141190
eCl@ss 6.0	27261101
eCl@ss 7.0	27440401
eCl@ss 8.0	27440401

### ETIM

ETIM 3.0	EC001121
ETIM 4.0	EC002643
ETIM 5.0	EC002643

### UNSPSC

UNSPSC 6.01	30211801
UNSPSC 7.0901	39121432
UNSPSC 11	39121432
UNSPSC 12.01	39121432
UNSPSC 13.2	39121432

## Approvals

### Approvals

---

### Approvals

UL Recognized / SEV / cUL Recognized / IECCE CB Scheme / GOST / CCA / GOST / SEV / cULus Recognized

---

# Single PCB terminal block - MKDS 10 HV/ 9-ZB-10,16 - 1709759

## Approvals

Ex Approvals

Approvals submitted

### Approval details

UL Recognized		
	B	C
mm <sup>2</sup> /AWG/kcmil	20-6	20-6
Nominal current I <sub>N</sub>	60 A	60 A
Nominal voltage U <sub>N</sub>	600 V	600 V

SEV	
mm <sup>2</sup> /AWG/kcmil	10
Nominal current I <sub>N</sub>	76 A
Nominal voltage U <sub>N</sub>	800 V

cUL Recognized		
	B	C
mm <sup>2</sup> /AWG/kcmil	20-6	20-6
Nominal current I <sub>N</sub>	60 A	60 A
Nominal voltage U <sub>N</sub>	600 V	600 V

IECEE CB Scheme	
-----------------	--

GOST	
------	--


CCA	
-----	--

# Single PCB terminal block - MKDS 10 HV/ 9-ZB-10,16 - 1709759

## Approvals

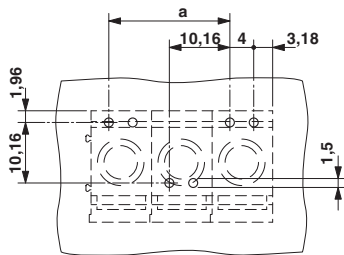


SEV	
mm <sup>2</sup> /AWG/kcmil	16
Nominal current I <sub>N</sub>	76 A
Nominal voltage U <sub>N</sub>	800 V

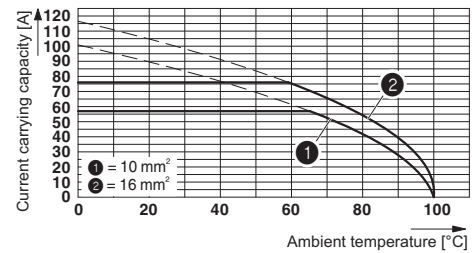


## Drawings

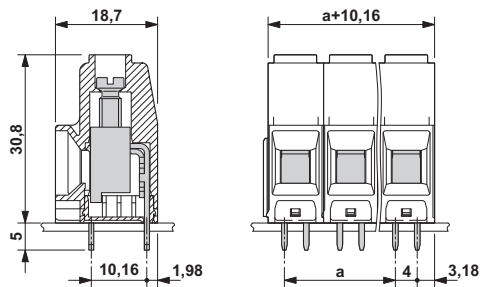
Drilling diagram



Diagram



Dimensioned drawing



The illustration shows the dimensional drawing of the 3-pos. version of the product