

Printed-circuit board connector - CCA 2,5/12-G P20 THR - 1836447

Please be informed that the data shown in this PDF Document is generated from our Online Catalog. Please find the complete data in the user's documentation. Our General Terms of Use for Downloads are valid (<http://phoenixcontact.com/download>)

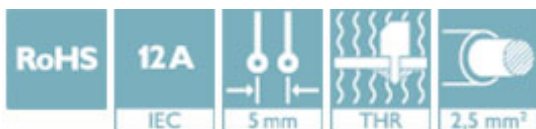
PCB headers, nominal current: 12 A, number of positions: 12, pitch: 5 mm, color: black, contact surface: Tin, mounting: THR soldering, User information and design recommendations for through hole reflow technology can be found under "Downloads"




The figure shows a 10-position version of the product

Your advantages

- ✓ Designed for integration into the SMT soldering process
- ✓ Maximum flexibility when it comes to device design – one header for connectors with different connection technologies
- ✓ Closed contour for optimum stability of the plug-in connection



Key Commercial Data

Packing unit	50 pc
GTIN	 4 055626 020747
GTIN	4055626020747

Technical data

Dimensions

Length [l]	12 mm
Width	62.8 mm
Pitch	5 mm
Dimension a	55 mm
Width [w]	62.8 mm
Height [h]	10.57 mm
Height	8.57 mm
Length of the solder pin	2 mm
Pin dimensions	1 x 1 mm
Length	12 mm

General

Printed-circuit board connector - CCA 2,5/12-G P20 THR - 1836447

Technical data

General

Range of articles	CCA 2,5/..-G
Insulating material group	IIIa
Rated surge voltage (III/3)	4 kV
Rated surge voltage (III/2)	4 kV
Rated surge voltage (II/2)	4 kV
Rated voltage (III/3)	250 V
Rated voltage (III/2)	320 V
Rated voltage (II/2)	400 V
Connection in acc. with standard	EN-VDE
Nominal current I _N	12 A
Maximum load current	12 A (per position)
Insulating material	LCP
Flammability rating according to UL 94	V0
Color	black
Number of positions	12

Packaging information

Type of packaging	packed in cardboard
Pieces per package	50
Denomination packing units	Pcs.

Standards and Regulations

Connection in acc. with standard	EN-VDE
Flammability rating according to UL 94	V0

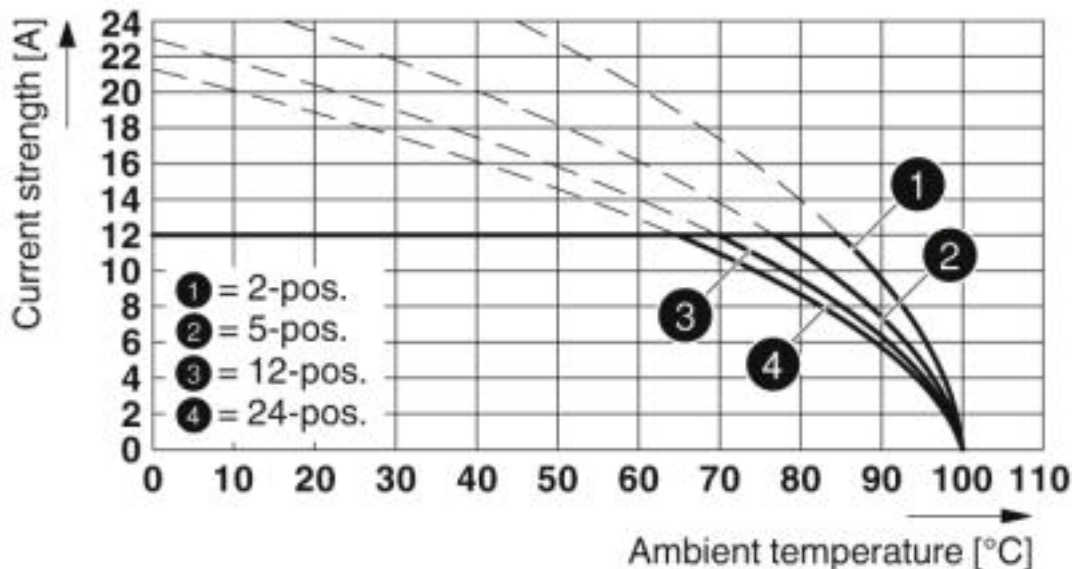
Environmental Product Compliance

China RoHS	Environmentally friendly use period: unlimited = EFUP-e
	No hazardous substances above threshold values

Drawings

Printed-circuit board connector - CCA 2,5/12-G P20 THR - 1836447

Diagram



Type: MSTB 2,5/...-ST with CCA 2,5/...-G P20 THR

Approvals

Approvals

Approvals

cULus Recognized / EAC

Ex Approvals

Approval details

cULus Recognized		http://database.ul.com/cgi-bin/XYV/template/LISEXT/1FRAME/index.htm	E60425-19931011
	B		D
Nominal voltage UN	300 V		300 V
Nominal current IN	16 A		10 A

EAC		B.01742
-----	--	---------

Phoenix Contact 2019 © - all rights reserved
<http://www.phoenixcontact.com>

PHOENIX CONTACT GmbH & Co. KG
Flachsmarktstr. 8
32825 Blomberg
Germany
Tel. +49 5235 300
Fax +49 5235 3 41200
<http://www.phoenixcontact.com>