


RHS112A, RHS112AD



Accessories: Heatsinks



Main features

- 0.76°C/W thermal resistance
- Suitable for mounting of 1-phase SSRs or 3-phase SSRs
- DIN rail mounting
- Suitable for panel mounting
- Dimensions W x H x D: 112 x 103 x 80 mm
- RoHS compliant

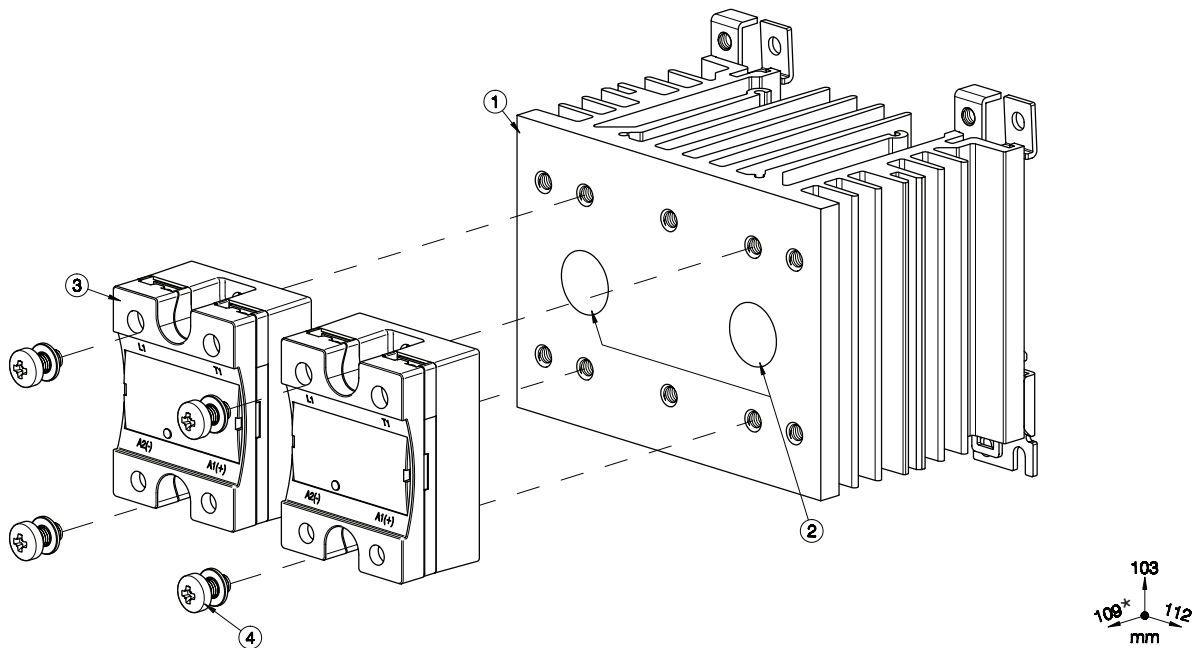
Description

Heatsink assembly suitable for mounting of maximum 2x 1- phase solid state relay (SSR) or 1x 3-phase SSR.

Suffix H17 added to SSR part no. refers to factory mounted heatsink. Conditions apply. Please ask your sales representative for further details.

Structure

1-phase SSR



Element	Component	Qty	RHS112A	RHS112AD
1	RHS112A heatsink assembly	1	Provided	Provided
2	Thermal Compound HTS02S	1	Provided	Not provided
3	1-phase SSR 45x59mm (max.)	2	Not provided	Not provided
4	M5x10mm PZ2 + Washer (per SSR)	2	Provided (x4)	Provided (x4)

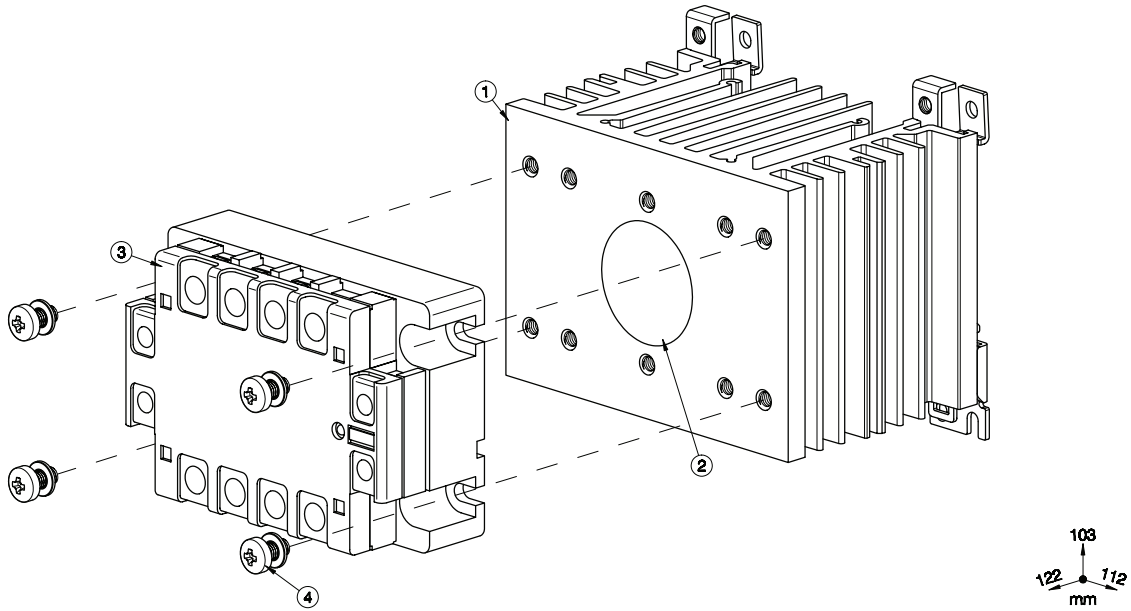
Note:

* 113mm for RK..C, 124mm for RK..P (including plug).

Dimensions including the SSR.

When only 1 SSR is utilized it shall be mounted at the centre of the heatsink.

3-phase SSR



Element	Component	Qty	RHS112A	RHS112AD
1	RHS112A heatsink assembly	1	Provided	Provided
2	Thermal Compound HTS02S	1	Provided	Not provided
3	3-phase SSR 104x74mm	1	Not provided	Not provided
4	M5x10mm PZ2 + Washer (per SSR)	4	Provided (x4)	Provided (x4)

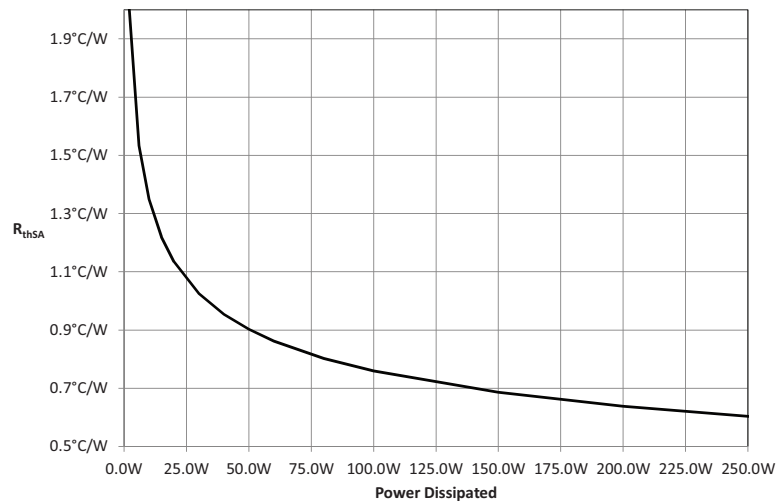
Dimensions including the SSR.

Features

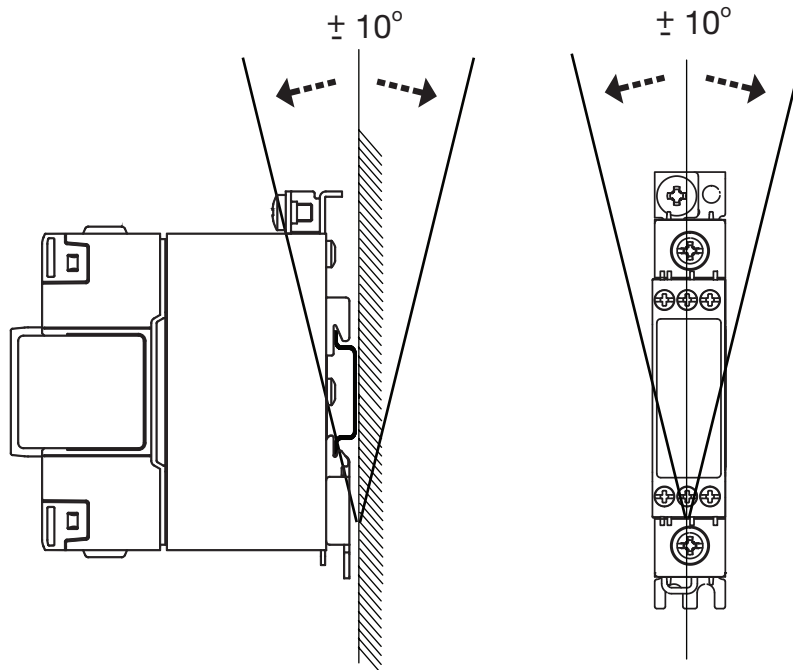
General

SSR max. mounting torque	1.5Nm (13.3 lb-in)
Weight (excl. SSR)	approx. 840g
Material	Aluminium
Finish	Black anodization
Fan mounting	refer to models: RHS112AF60-24 or RHSF112AF60-230

Thermal resistance curve



► Mounting position



► Installation

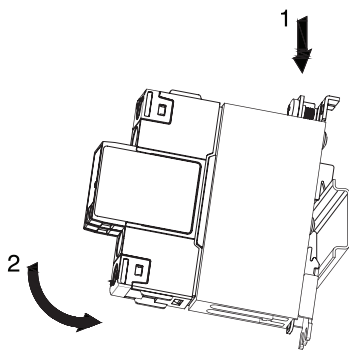


Fig. 1 Mounting on DIN rail

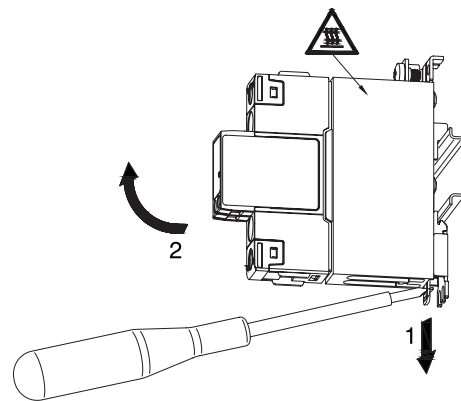


Fig. 2 Dismounting from DIN rail

Illustrations are for example only.

Recommended maximum current rating (per SSR)

1. The below recommendations are only valid when the assembly (SSR + heatsink) is mounted as shown in the mounting instructions unless otherwise indicated.
2. The indicated ratings are applicable to one SSR, one pole. Please refer to the online selector tool at www.productselection.net for different load currents, surrounding temperatures or multiple units on one heatsink.
3. These recommendations are applicable only with the indicated Carlo Gavazzi thermal interface material between SSR and heatsink. In case a different thermal interface is utilised these recommendations may no longer be valid.

Pre-attached phase change pad, RKHT

1x 2-pole SSR	Surrounding temperature							
	°C °F	20 68	30 86	40 104	50 122	60 140	70 158	80 176
RK 2.. (per pole)	50	48	43	37.5	32.5	27.5	22	17
	51	50	47.5	42	36	30	24	18
	75	61	54.5	48	41	34	27	20.5

Thermal compound, HTS02S


1x 3-phase SSR	Surrounding temperature							
	°C °F	20 68	30 86	40 104	50 122	60 140	70 158	80 176
RZ3..	25	25	24	21	18	13	8	3.5
	55	35	33	28.5	23	17	11.5	6
	75	43.5	40.5	34	27.5	21.5	15.5	9.5

Thermal pad, RZHT

1x 3-phase SSR	Surrounding temperature							
	°C °F	20 68	30 86	40 104	50 122	60 140	70 158	80 176
RZ3..	25	23	21.5	19	16	13	8.5	3.5
	55	31	29.5	26	23	17.5	12	6.5
	75	42	40	34.5	28	22	15.5	9.5

 Thermal compound, HTS02S

1x 1-phase SSR	Surrounding temperature							
	°C °F	20 68	30 86	40 104	50 122	60 140	70 158	80 176
RD..	1	1	1	1	1	1	1	-
	5	5	5	5	5	5	5	-
RA..L RA..T	10	10	10	10	10	10	10	-
	25	25	25	24	21	17.5	14.5	-
RA..	25	25	25	25	23.5	19.5	15	-
	50	47.5	44.5	38.5	32.5	26	20	-
	90	64.5	60.5	52	43.5	35	26.5	-
	110	73.5	68.5	59	49	39	29	-
RA60..	50	46.5	44	38	32.5	26.5	20.5	-
RA2A.. (per pole)	25	25	25	25	24.5	20.5	14	-
	40	36.5	35	31	27.0	22.5	15	-
	25M	25	25	25	24.5	20.5	14	-
	40M	37.5	35.5	32	28	22.5	15	-
RS1A..	10	10	10	10	10	8	6	-
	25	25	25	25	25	25	21	-
	40	40	40	40	40	32.5	22.5	-
RS1A..E	25	24	22.5	20	17	14.5	11.5	-
	40	29	27.5	24	20.5	17.5	14.0	-
RM1A.. RM1B.. RM1C..	25	25	25	25	25	25	21	-
	50	50	50	50	42.5	32.5	22.5	-
	75	75	74	64	51.5	39.5	27	-
	100	90.5	84.5	70.5	56.5	42.5	29	-
RM1A60.. RM1B60.. RM1C60.. RM1E60..	50	50	49.5	44.5	39	33	23	-
RAM1A.. RAM1B.. RM1E..	25	25	25	25	25	25	21	12
	50	50	50	50	42.5	32.5	22.5	12.5
	75	75	74	64	51.5	39.5	27	15
	100	78	74	64	51.5	39.5	27	15
	125	90.5	84.5	70.5	56.5	42.5	29	16

 Thermal pad, KK071CUT

1x 1-phase SSR	Surrounding temperature							
	°C °F	20 68	30 86	40 104	50 122	60 140	70 158	80 176
RD..	1	1	1	1	1	1	1	-
	5	5	5	5	5	5	5	-
RA..L RA..T	10	10	10	10	10	10	10	-
	25	25	23.5	21	18.5	15.5	12.5	-
RA..	25	25	25	25	21.5	17.5	13.5	-
	50	41.5	39	34	28.5	23	17.5	-
	90	52.5	49.5	42.5	36	29	22	-
RA60..	110	59	55	47.5	39.5	32	24	-
	50	41	38.5	33.5	28.5	23.5	18	-
RA2A.. (per pole)	25	25	25	25	22	19	14	-
	40	33	31	27.5	24.5	21	15.5	-
	25M	25	25	25	22	19	14	-
	40M	33.5	31.5	28.5	25	21	15.5	-
RS1A..	10	10	10	10	9.5	7.5	5.5	-
	25	25	25	25	25	23.5	17	-
	40	40	40	40	33.5	25.5	18	-
RS1A..E	25	21.5	20	17.5	15	13	10.5	-
	40	25	23.5	20.5	17.5	15	12	-
RM1A.. RM1B.. RM1C..	25	25	25	25	25	23.5	17	-
	50	50	48	41	33.5	25.5	18	-
	75	60	56	47	38.5	29.5	20.5	-
	100	66	61	51.5	41.5	31.5	22	-
RM1A60.. RM1B60.. RM1C60.. RM1E60..	50	45.5	43.5	39	33.5	26.5	18.5	-
RAM1A.. RAM1B.. RM1E..	25	25	25	25	25	23.5	17	9.5
	50	50	48	41	33.5	25.5	18	10
	75	60	56	47	38.5	29.5	20.5	11.5
	100	60	56	47	38.5	29.5	20.5	11.5
	125	66	61	51.5	41.5	31.5	22	12.5



References

CARLO GAVAZZI compatible components

Purpose	Component name/code	Notes
Thermal pads	KK071CUT	Packing qty. 50 pcs, suitable for 1-phase SSRs
Thermal pads	RZHT	Packing qty. 10 pcs, suitable for 3-phase SSR
Phase change thermal pad	RKHT	Packing qty. 10 pcs, suitable for RK series
Thermal compound	HTS02S	2ml syringe of silicone based thermal compound
Screw Kits	SRWKITM5X10MM	Packing qty. 20 pcs.
Fans	RHSF60-24, RHSF60-230	24 VDC, 240 VAC, 60x60mm

Further reading

Information	Where to find it
Online heatsink selector tool	http://www.productselection.net/heatsink/heatsinkSelector.php?LANG=UK
Accessories	http://www.productselection.net/Pdf/UK/SSR_Accessories.pdf

Order code



RHS112A

Enter the code entering the corresponding option instead of

Code	Option	Description
R	-	
H	-	
S	-	
1	-	
1	-	
2	-	
A	-	
<input type="checkbox"/>		With thermal compound
	D	Thermal compound not included



COPYRIGHT ©2016
Content subject to change. Download the PDF: www.productselection.net