

**NOTES**

- ① 材料及び仕上げ(めっき仕様) : TABLE 1参照  
MATERIAL AND FINISHES : SEE TABLE 1
- 2. 製品仕様書 : 511630000-PS 000  
PRODUCT SPECIFICATION:511630000-PS 000
- 3. 梱包仕様書 : SPK-53426-002 001  
PACKAGING SPECIFICATION: SPK-53426-002 001
- 4. 嵌合相手 : 51163 シリーズ  
MATES WITH:51163 SERIES
- 5. アプリケーション仕様書(コネクタ取扱い説明書) : 2166940000-AS PS 000  
APPLICATION SPECIFICATION(CONNECTOR MANUAL) : 2166940000-AS PS 000
- ⑥ 偶数極に適用  
APPLY FOR EVEN CIRCUIT
- ⑦ 2極はキンクを付加しない  
3極以上のキンク形状は両サイドが (B)、その他の極は全て (A) 形状とする  
KINK FORM  
2 CIRCUIT:PINS TO BE NOT KINKED.  
MORE THAN 2 CIRCUIT:PINS AT BOTH ENDS ARE KINK FORMED TO (B),  
THE OTHER PINS ARE KINK FORMED TO (A).
- 8. GLOW WIRE TEST適合品  
THIS PRODUCT IS GLOW WIRE TEST COMPATIBLE.

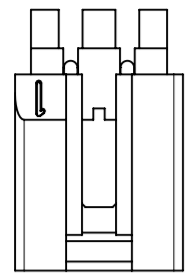
1.9	1.25	38.2	35	39.9	53426915*	15
		35.7	32.5	37.4	53426914*	14
		33.2	30	34.9	53426913*	13
		30.7	27.5	32.4	53426912*	12
		28.2	25	29.9	53426911*	11
		25.7	22.5	27.4	53426910*	10
		23.2	20	24.9	53426909*	9
		20.7	17.5	22.4	53426908*	8
		18.2	15	19.9	53426907*	7
		15.7	12.5	17.4	53426906*	6
13.2	10	14.9	53426905*	5		
10.7	7.5	12.4	53426904*	4		
1	8.2	5	9.9	53426903*	3	
-	-	5.7	2.5	7.4	53426902*	2
E	D	C	B	A	発注番号 ORDER No.	極数 CIRCUIT SIZE
					梱包形態 : トレイ PACKAGE:TRAY	

① TABLE 1

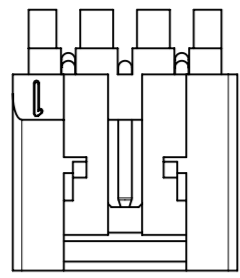
部品 PART	材料 MATERIAL			
① プラグハウジング PLUG HOUSING	ポリアミド ガラス含有 UL94 V-0 色 : SHEET 2参照 POLYAMIDE(PA),GLASS FILLED,UL94 V-0,COLOR:SEE SHEET 2			
② プラグピン PLUG PIN	りん青銅 PHOSPHOR BRONZE			
	錫めっき : 1.0 MICROMETER MINIMUM MATTE TIN PLATING : 1.0 MICROMETER MINIMUM			
	銅めっき(下地めっき):0.5 MICROMETERS MINIMUM COPPER PLATING(UNDER PLATING): 0.5 MICROMETERS MINIMUM			
DOCUMENT STATUS	P1	RELEASE DATE	2023/05/15	02:57:19

THIS DRAWING CONTAINS INFORMATION THAT IS PROPRIETARY TO MOLEX ELECTRONIC TECHNOLOGIES, LLC AND SHOULD NOT BE USED WITHOUT WRITTEN PERMISSION

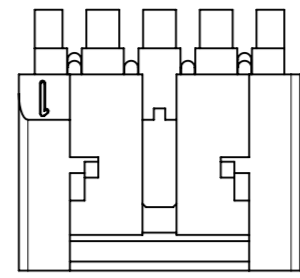
DIMENSION UNITS	SCALE	CURRENT REV DESC:	<b>molex</b>			
mm	NTS					
GENERAL TOLERANCES (UNLESS SPECIFIED)			MINI-LOCK 2.5 W/B SINGLE ROW RIGHT ANGLE PLUG ASSEMBLY			
ANGULAR TOL ± 3.0°						
4 PLACES	± 0.2	EC NO: 652870	PRODUCT CUSTOMER DRAWING			
3 PLACES	± 0.2	DRWN: MIKEDA01 2023/03/27				
2 PLACES	± 0.2	CHK'D: SAKIYAMA 2023/05/11	DOCUMENT NUMBER			
1 PLACE	± 0.2	APPR: AIDA 2023/05/15				
0 PLACES	± 0.2	INITIAL REVISION:	534260000-SD			
DRAFT WHERE APPLICABLE MUST REMAIN WITHIN DIMENSIONS						
THIRD ANGLE PROJECTION			DRWN: RWATANABE01 2020/11/18	DOC TYPE	DOC PART	REVISION
DRAWING			APPR: SAKIYAMA 2020/11/20	PSD	001	B
SERIES			A2-SIZE	MATERIAL NUMBER	CUSTOMER	SHEET NUMBER
53426			GENERAL			1 OF 2



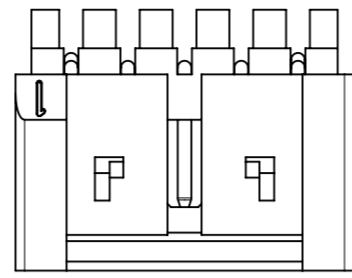
2CIRCUIT



3CIRCUIT

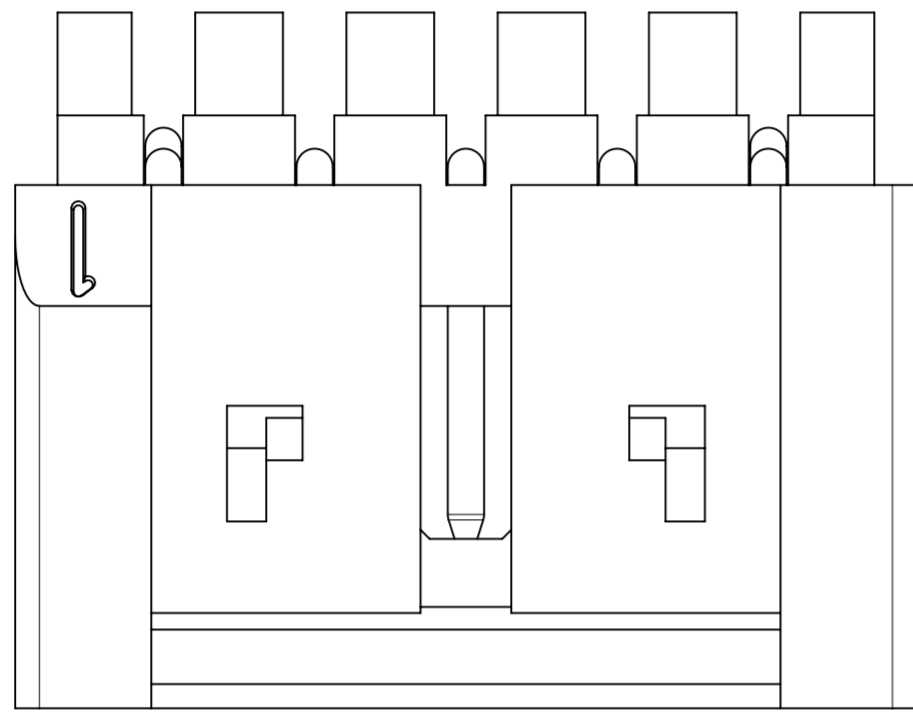


4CIRCUIT

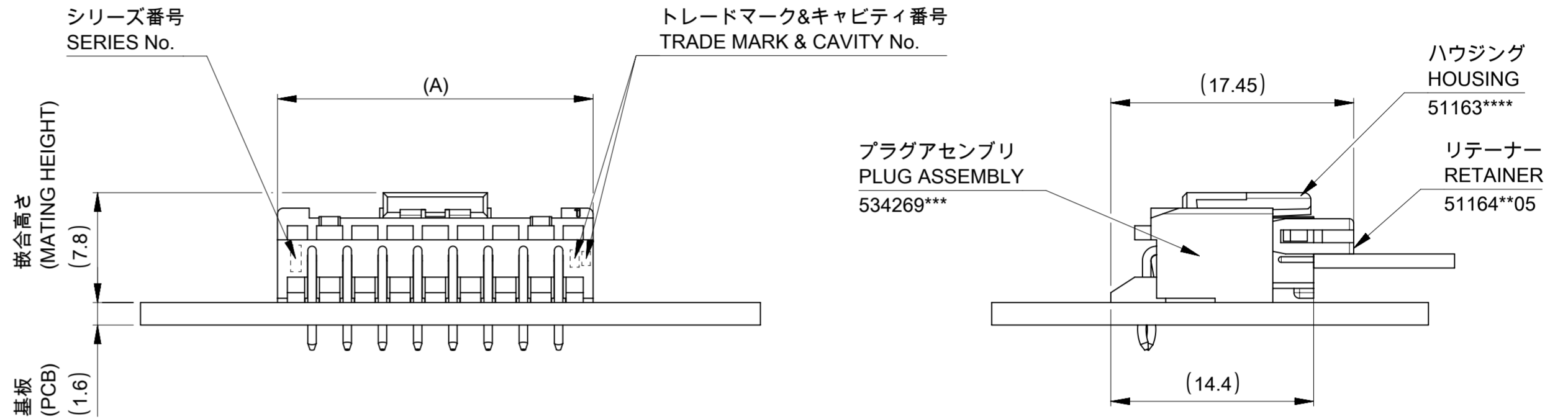


5~15CIRCUIT

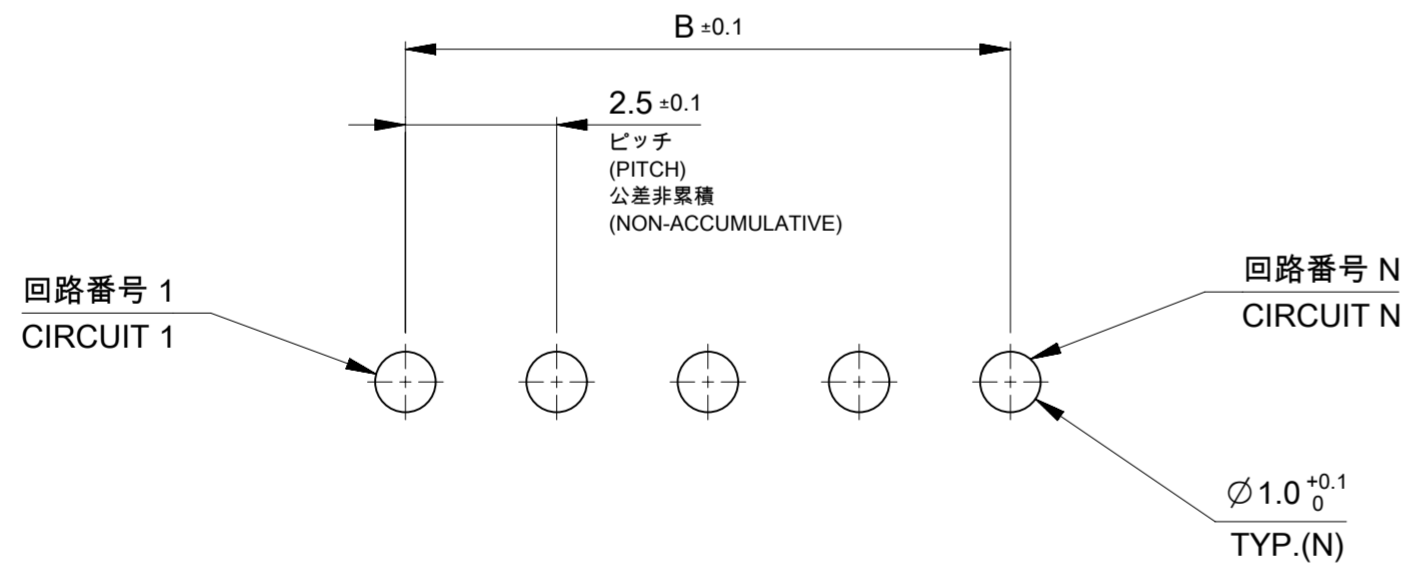
ロック形状図  
LOCK CONFIGURATION



製品レイアウト  
PRODUCT LAYOUT



嵌合図  
MATED CONNECTORS



基板取付穴推奨寸法(マウント面)  
RECOMMENDED PCB HOLE DIMENSION  
(MOUNTING SIDE),(t=1.6)

黒 BLACK	ナチュラル(白) NATURAL (WHITE)	HSG COLOR
534269151	534269150	15
534269141	534269140	14
534269131	534269130	13
534269121	534269120	12
534269111	534269110	11
534269101	534269100	10
534269091	534269090	9
534269081	534269080	8
534269071	534269070	7
534269061	534269060	6
534269051	534269050	5
534269041	534269040	4
534269031	534269030	3
534269021	534269020	2
発注番号 ORDER NO.		極数 CIRCUIT SIZE

THIS DRAWING CONTAINS INFORMATION THAT IS PROPRIETARY TO MOLEX ELECTRONIC TECHNOLOGIES, LLC AND SHOULD NOT BE USED WITHOUT WRITTEN PERMISSION

DIMENSION UNITS <b>mm</b>	SCALE <b>NTS</b>	CURRENT REV DESC:		<b>molex</b>		
GENERAL TOLERANCES (UNLESS SPECIFIED)		EC NO: 652870				
ANGULAR TOL ± 3.0°	4 PLACES ± 0.2	DRWN: MIKEDA01	2023/03/27	PRODUCT CUSTOMER DRAWING		
3 PLACES ± 0.2	3 PLACES ± 0.2	CHK'D: SAKIYAMA	2023/05/11	DOCUMENT NUMBER		
2 PLACES ± 0.2	2 PLACES ± 0.2	APPR: AIDA	2023/05/15	53426000-SD		
1 PLACE ± 0.2	1 PLACE ± 0.2	INITIAL REVISION:		DOC TYPE	DOC PART	REVISION
0 PLACES ± 0.2	0 PLACES ± 0.2	DRWN: RWATANABE01	2020/11/18	PSD	001	B
DRAFT WHERE APPLICABLE MUST REMAIN WITHIN DIMENSIONS	THIRD ANGLE PROJECTION	APPR: SAKIYAMA	2020/11/20	MATERIAL NUMBER	CUSTOMER	SHEET NUMBER
		DRAWING A2-SIZE	SERIES 53426	GENERAL		2 OF 2