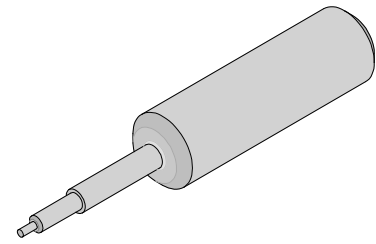




**Insertion Tool**

**Application Tooling Specification Sheet**



**Order No. 63812-1300**

**FEATURES**

- This Insertion Tool is designed for the insertion of CTX150 Seal Plugs into a CMX 70 or 120 or EURO6 Way connector.

**SCOPE**

**Products:** CTX150 Seal Plug for CMX 70 or 120 or EURO6 Way Receptacle Connectors.

Seal Plug Order No.	Connector Series No.	Connector Order No					
		98492-1088 (Yellow)	34853	34853-0111	34853-0112	34853-0113	34853-0114
34853-0121	34853-0122			34853-0123	34853-0124	34853-0125	34853-0126
34854	34854-0111		34854-0112	34854-0113	34854-0114	34854-0115	34854-0116
	34854-0121		34854-0122	34854-0123	34854-0124	34854-0125	34854-0126

**OPERATION:**

1. The Seal Plug has a specific direction in which it is inserted into the CMX Module See Figure 1.

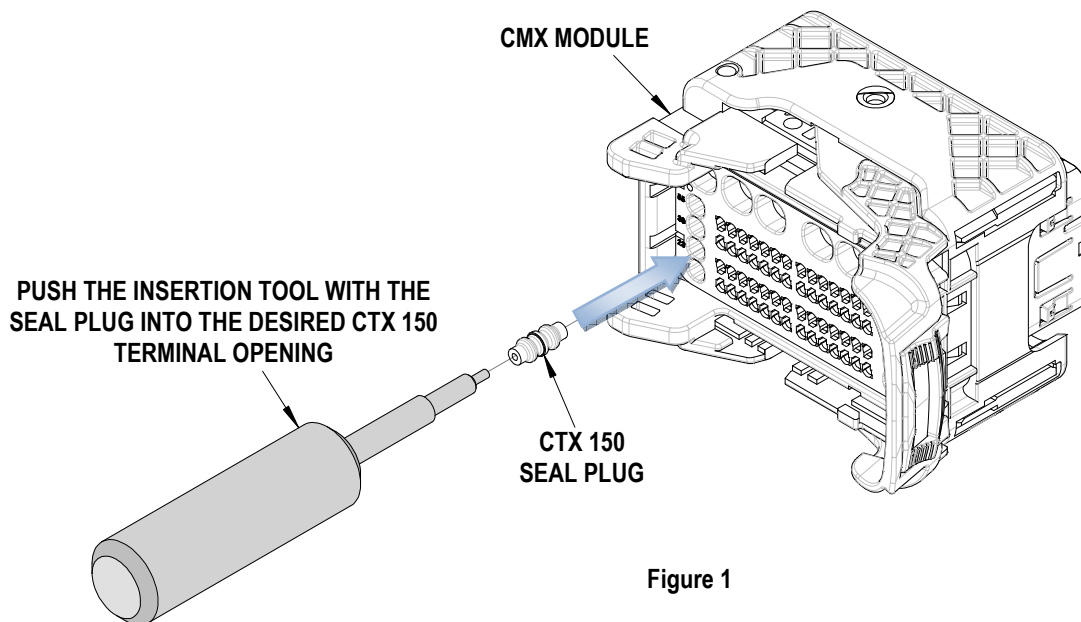
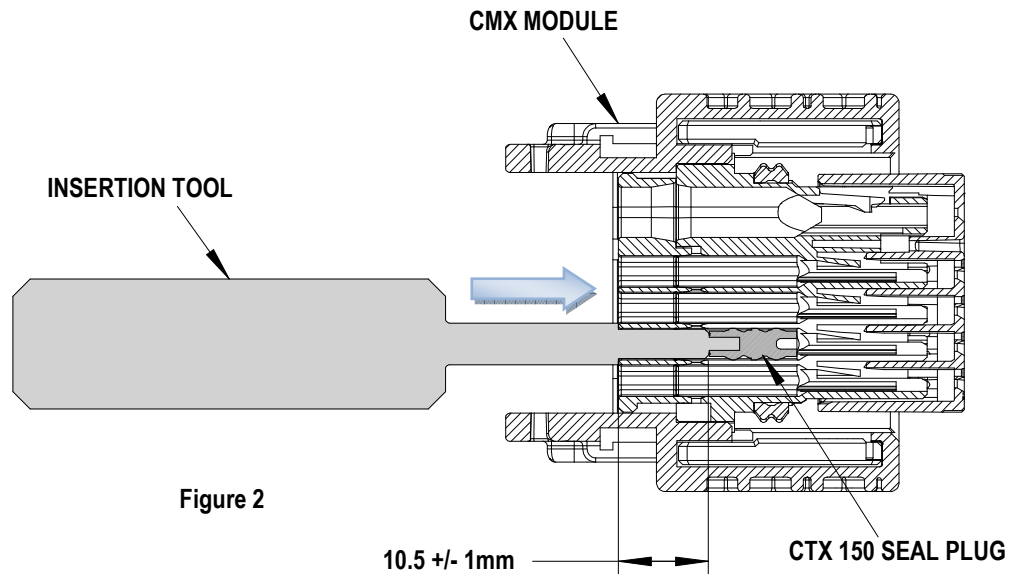


Figure 1

2. Gently push the seal plug with the insertion tool into the desired cavity of the CMX Module.
3. The seal plug should be inserted approximately 10.5 +/- 1mm from the opening in the module. See Figure 2.



4. Molex does not offer repair parts for Insertion Tools due to the inexpensive nature of these tools.

**CAUTION:** Molex specifications are valid only when used with Molex terminals, modules, and tooling.

### Contact Information

For more information on Molex application tooling please contact Molex at 1-800-786-6539.

<http://www.molex.com>