


Osprey

Embedded Processing Unit



Actual Size

55 x 95 x 27 mm

(2.17 x 3.74 x 1.08")

Overview

The Osprey is an extremely small and rugged embedded computer. It has been engineered and tested to meet the Military and Medical industries' needs for smaller, lighter, and lower power embedded systems while adhering to stringent regulatory standards. Slightly larger in size than a credit card and one inch thick, the Osprey is a member of the VersaLogic family of the industry's smallest, lightest, ultra-rugged embedded x86 computers. This embedded computer, equipped with an Intel Atom E38xx "Bay Trail" processor, is designed to withstand extreme temperature, impact, and vibration. Advanced features include USB 3.0, dual Mini PCIe sockets, and a DisplayPort++ video output.

Available in single-, dual-, and quad-core versions, the Osprey provides extreme performance for its size, moderate power consumption (6 to 7W typical), and a very compact package. The Osprey provides compatibility with a broad range of standard x86 application development tools for reduced development time.

The integrated Intel Gen-7 graphics core provides hardware-accelerated MPEG-4/H.264 and MPEG-2 video encoding and decoding. DisplayPort++ and standard LVDS video outputs support multiple display modes including Extended Desktop and Clone. An optional adapter converts the LVDS output to VGA.

continued ▶

Highlights

- -40° to +85°C Operating Temperature
- Shock & vibration per MIL-STD-202G
- 4th Generation Intel® Atom™ processor ("Bay Trail")
 - E3845 (quad core) or
 - E3827 (dual core) or
 - E3815 (single core)
- A complete x86 embedded computer
- Extremely small (55 x 95 x 27 mm)
- Wide Input Voltage Range - 8 to 17 volts
- Up to 4 GB DDR3L soldered-on RAM
- Dual Gigabit Ethernet
- DisplayPort++ and LVDS video output
- Full Size Mini PCIe Socket / with mSATA support
- Half Size Mini PCIe Socket
- USB 3.0 port, USB 2.0 ports
- Serial I/O ports
- SATA
- eMMC Flash - up to 8 GB
- MicroSD card socket
- VersaAPI software support

Overview *...continued*

Industry-standard system interfaces include dual Gigabit Ethernet with network boot capability, a USB 3.0 port, four USB 2.0 ports, and two serial ports. A SATA 3 Gb/s interface supports high-capacity storage. On-board eMMC Flash, a microSD socket and a Mini PCIe socket with mSATA support provide flexible solid-state drive (SSD) options. A second Mini PCIe socket also accommodates plug-in A/D, Wi-Fi modems, GPS receivers, MIL-STD-1553, Ethernet, Firewire, and other mini cards.

Designed and tested for industrial temperature (-40° to +85°C) operation, the rugged Osprey also meets MIL-STD-202G specifications for shock and vibration. Soldered-on RAM and latching SATA, Ethernet, power, and main I/O connectors provide additional ruggedization for use in extremely harsh environments.

A wide input voltage range of 8 to 17 volts (12V typ.) greatly simplifies system power supply requirements. It is fully compatible with 12V automotive applications.

Osprey is compatible with a variety of popular x86 operating systems including Windows, Windows Embedded, Linux, and VxWorks.

Product customization is available, even in low quantities. Options include conformal coating, BGA underfill, BIOS / splash screen configuration, application specific testing, BOM revision locks, custom labeling, etc. ■

Features

1 Wide Input Voltage Range *(on back)*

Accepts 8 to 17 volts (12V typ.).

2 High-performance Video

Integrated Intel Gen 7 graphics core supports DirectX 11, OpenGL 4, and H.264, MPEG-2 encoding/decoding. LVDS (2a) and DisplayPort++ (2b on back) video outputs; both outputs support multiple display modes including Extended Desktop and Clone. (2c).

3 Network

Dual Ethernet interfaces, autodetect 10BaseT / 100BaseTX / 1000BaseT. One port with remote boot support.

4 SATA *(on back)*

3 Gb/s SATA port supports bootable SATA hard drive.

5 Mini PCIe Card Sockets

Full-(5a) and half-(5b) sized sockets. Supports Wi-Fi modems, GPS, MIL-STD-1553, Ethernet, flash data storage with auto-detect mSATA flash storage support, and other mini PCIe modules.

6 MicroSD Socket

Supports removable microSD card solid-state drives.

7 Industrial I/O

One USB 3.0 port (7a on back) and four USB 2.0 ports (7b) support keyboard, mouse, and other devices. Eight 3.3V digital I/O lines, three 8254 timer/counters and I2C support.

8 Serial Communications

Dual RS-232/422/485 serial ports.

Intel Atom “Bay Trail” Processor

(not shown)

Up to 1.9 GHz clock rate. Quad-, dual-, or single-core options. Low power consumption.

Embedded Processing Unit

A complete embedded computer in an extremely small/rugged format.

Fanless Operation

No moving parts required for CPU cooling in most configurations.

RAM *(not shown)*

Up to 4 GB soldered-down DDR3L RAM.

FLASH *(not shown)*

Up to 8 GB of on-board eMMC flash storage.

Industrial Temperature Operation


-40° to +85°C operation for harsh environments.

MIL-STD-202G

Qualified for high shock/vibration environments.

Software Support

Compatible with a variety of popular x86 operating systems including Windows, Windows Embedded, Linux, and VxWorks.



Specifications

General					
Board Size	55 x 95 x 27.5 mm (2.17 x 3.31 x 1.08")				
Weight	140 grams (4.93 oz.)				
Processor	Intel Atom E38xx platform. 512K 8-way L2 cache per core. Intel 64-bit instructions, Virtualization Technology (VT), and new AES instructions.				
Battery	Connection for 3.0V RTC backup battery				
Power Requirements (@ +12V) †	<i>Model</i>	<i>Idle</i>	<i>Typical</i>	<i>Max.</i>	<i>S3</i>
	VL-EPU-3311-EAP	5.3W	5.9W	6.5W	1.2W
	VL-EPU-3311-EBP	5.8W	6.8W	7.7W	1.2W
	VL-EPU-3311-EDP	6.1W	7.3W	8.5W	1.2W
Input Voltage	8V–17V (nominal 12V operation)				
System Reset & Hardware Monitors	All voltage rails monitored. Watchdog timer with programmable timeout. Push-button sleep, reset, and power.				
Regulatory Compliance	RoHS (2011/65/EU)				
Environmental					
Thermal Management	Bolt-on heat plate standard. Optional heat sink, fan, heat pipe, and other thermal accessories available.				
Operating Temperature ◊	<i>Model</i>	<i>HeatPlate**</i>	<i>HeatSink</i>	<i>HeatSink + Fan</i>	
	All models	-40° to +85°C	-40° to +85°C	-40° to +85°C	
	Ranges shown assume 90% CPU utilization. For detailed thermal information, refer to the VL-EPU-3311 Reference Manual. ** Heat plate must be kept below 90°C				
Airflow Requirements	Refer to the VL-EPU-3311 Reference Manual for detailed airflow requirements.				
Storage Temperature	-40° to +85°C				
Cooling	Fanless heat plate with optional heat sink, fan, heat pipe, and other accessories available				
Altitude *	Operating	To 4,570m (15,000 ft.)			
	Storage	To 12,000m (40,000 ft.)			
Thermal Shock	5°C/min. over operating temperature				
Humidity	Less than 95%, noncondensing				
Vibration, Sinusoidal Sweep □	MIL-STD-202G, Method 204, Modified Condition A: 2g constant acceleration from 5 to 500 Hz, 20 min. per axis				
Vibration, Random □	MIL-STD-202G, Method 214A, Condition A: 5.35g rms, 5 min. per axis				
Mechanical Shock □	MIL-STD-202G, Method 213B, Condition G: 20g half-sine, 11 ms duration per axis				

Memory	
System RAM	2 GB or 4 GB of soldered-on DDR3L SDRAM. 1333 MT/s.
Video	
General	Integrated high-performance video. Intel Gen-7 graphics core with 4 Execution Units and Turbo Boost. Supports DirectX 11, OpenGL 4, VP8, MPEG2, H.264, and VC1.
VRAM	Up to 224 MB shared DRAM
DisplayPort Interface §	Mini DisplayPort++ output. 24-bit. Up to 2560 x 1600. Supports DisplayPort and HDMI signaling (Video and Audio outputs).
OEM Flat Panel Interface	Single-channel LVDS interface. 18/24-bit. Up to 1024 x 768 (60 Hz).
Mass Storage	
Rotating Drive ¥	One SATA 3 Gb/s port. Latching SATA connector.
Flash / Solid-State Drives ¥	On-board eMMC MLC Flash drive. 0 to 8 GB
	One microSD socket. Supports up to 32 GB cards
	Mini PCIe socket with mSATA support
Network Interface	
Ethernet ‡	Two autodetect 10BaseT/100BaseTX/1000BaseT ports. Latching connector. One port with network boot option.
Device I/O	
USB ‡§	One USB 3.0 / 2.0 port and four USB 2.0 host ports
COM 1 / 2 Interface ‡	RS-232/422/485 selectable. 16C550 compatible. RS-232 115 Kbps – RS-422/485 460 Kbps max.
Digital I/O	Eight TTL I/O Lines 3.3V. Independently configurable.
I2C	Single I2C interface
Counter / Timers	Three 8254 compatible Programmable Interval Timers (PITs).
Mini PCIe Card Socket	
Full size	Supports Wi-Fi modems, GPS receivers, MIL-STD-1553, Ethernet channels, non-volatile flash data storage, and other plug-in modules (full or half size). USB, SATA, and PCIe signaling. Autodetect mSATA support.
Half size	PCIe and USB 2.0 signaling
Software	
BIOS	AMI Aptio UEFI BIOS with OEM enhancements. Field reprogrammable.
Sleep Mode	ACPI 3.0. Support for S3 suspend state.
Operating Systems	Compatible with most x86 operating systems including Windows, Windows Embedded, Linux, and VxWorks

† Represents operation at +25°C and +12V supply running Windows 7 with LVDS display, SATA, GbE, COM, and USB keyboard/mouse. Typical power computed as the mean value of Idle and Maximum power specifications. Maximum power measured with 95% CPU utilization.

◊ Derate -1.1°C per 305m (1,000 ft.) above 2,300m (7,500 ft.)

* Extended altitude specifications available upon request

‡ TVS protected port (enhanced ESD protection)

§ Power pins on this port are overload protected

¥ Bootable storage device capability

□ MIL-STD-202G shock and vibrate levels are used to illustrate the extreme ruggedness of this product in general. Testing at higher levels and/or different types of shock or vibration methods can be accommodated per the specific requirements of the application. Contact VersaLogic Sales for further information.

Specifications are subject to change without notification. Intel and Atom are trademarks of Intel Corp. microSD is a trademark of SD-3C, LLC. All other trademarks are the property of their respective owners.

Tailor Osprey to Your Exact Requirements

Customization options are available in quantities as low as 100 pieces.

- Conformal Coating
- Custom Cabling
- Connector & I/O Changes
- Custom Testing
- Custom Labeling
- BGA Underfill
- BIOS Modifications
- Software and Drivers
- Revision Locks
- Environmental Screening
- Application-Specific Testing
- And more –

Ordering Information

Call VersaLogic Sales at (503) 747-2261 for more information!


Model	Processor	Cores	Speed	RAM	eMMC Flash	Cooling
VL-EPU-3311-EAP	Atom E3815	1	1.46 GHz	2 GB	None	Heat plate
VL-EPU-3311-EBP	Atom E3827	2	1.75 GHz	2 GB	4 GB	Heat plate
VL-EPU-3311-EDP	Atom E3845	4	1.91 GHz	4 GB	8 GB	Heat plate

Accessories

Part Number	Description
Cable Kit	
VL-CKR-BB11	Osprey/Harrier cable kit. Includes VL-CBR-0702, 1014, 1604, 2032, 0809, 4005, HDW-401, and 108.
VL-CBR-4005	System I/O paddleboard
VL-CBR-0702	SATA cable – rugged latching, 20"
VL-CBR-1604	Dual Ethernet cable, 16-pin Clik-Mate to 2 RJ-45 – rugged latching, 12"
VL-CBR-2032	miniDisplayPort to VGA adapter, 6"
VL-CBR-0809	Power adapter cable, 12V medium-power. ATX12 to Osprey, 12"
VL-CBR-1014	RS-232 Dual channel cable 2xDsub (9-pin), Latching, 12"
VL-HDW-401	Thermal compound paste. For heat sink attachment.
VL-HDW-108	Mini PCIe / mSATA hardware kit (metric thread) 2.5 mm (10 ea)
Cables	
VL-CBR-0203	2-pin Latching Battery Module, 6"
VL-CBR-0401	ATX to SATA power cable, 6.25"
VL-CBR-0503	USB 2.0 Male A to Male Micro-B Cable, 0.5 m
VL-CBR-0701	SATA cable, 20"
VL-CBR-1015	USB 3.0 Micro A plug to 3.0 Micro B plug, 1 m
VL-CBR-2014	LVDS to VGA adapter board
VL-CBR-2015	24-bit LVDS 1mm Hirose Cable, 20"
VL-CBR-2016	18-bit LVDS cable (JAE), 20"
VL-CBR-2017	LVDS 24-bit 1.25 mm Hirose Cable, 20"
VL-CBR-0404	LED Back Light, 3-pin Pico-Clasp / 4-pin IDE Power to 6-pin 12V, 0.5 m
VL-CBR-2031	miniDisplayPort to MiniDisplayPort, 36"
VL-CBR-2033	miniDisplayPort to HDMI adapter, requires DP++ port, 6"
Audio	
VL-ADR-01S	USB to Audio Adapter , -25° to +85°C
Solid-State Storage (flash memory)	
VL-F41-xxxx	microSD card (SDIO), SLC, industrial temp.
Hardware	
VL-PS-ATX12-300A	ATX development power supply
Thermal Options	
VL-HDW-406	Passive Heat Sink. Mounts to heat plate on standard product.
VL-HDW-411	12V Cooling fan for optional use with HDW-406 heat sink.
VL-HDW-405	Mounting Adaptor Plate - Flat. 75 x 84 mm. Simplifies installation in many situations. Attaches to heat plate on standard product.
VL-HDW-408	Heat Pipe Connector Plate. Mounts to heat plate on standard product.

Mini PCIe Modules

Part Number	Description	Form Factor
Network		
VL-MPEe-E5E	Dual Gigabit Ethernet adapter	Mini PCIe
VL-MPEe-E4E	Gigabit Ethernet over Fiber adapter	Mini PCIe
VL-MPEe-E3E	Gigabit Ethernet adapter	Mini PCIe
VL-MPEe-FW1E	FireWire adapter	Mini PCIe
Serial I/O		
VL-MPEe-U2E	Quad serial plus twelve GPIOs	Mini PCIe
Analog & Digital I/O		
VL-MPEe-A1E	Analog input (12-bit resolution)	Mini PCIe
VL-MPEe-A2E	Analog input (16-bit resolution)	Mini PCIe
GPS		
VL-MPEu-G2E	GPS receiver	Mini PCIe
VL-MPEu-G3E	Advanced GPS receiver	Mini PCIe
Video		
VL-MPEe-V5E	VGA and LVDS Interface	Mini PCIe
Solid-State Storage (flash memory)		
VL-MPEs-F1Exx	mSATA module (4/16/32 GB) (SATA)	Mini PCIe
Adapters		
VL-MPEs-S3E	SATA adapter	Mini PCIe



Mini PCIe Modules

Take the Risk out of Embedded Computing

Whether it's selecting the optimum solution for your application, lending expertise during development, or on-time delivery of defect-free products, VersaLogic is here to make sure your project goes smoothly from initial concept through the extended life of your program. Contact us today to learn more.

ISO 9001:2015 Certified

