



## Load circuit

Number of changeover/switchover contacts	1
Contact material (relay)	AgSnO <sub>2</sub>
Limiting continuous current	12 A
Inrush current (resistive) max.	(AC) 120 A / 0.05 s
Switching voltage (max.)	AC 250 V
Switching power (resistive) max.	AC 3000 VA; DC (see load limit curve)
Recommended minimum load	12 V / 10 mA
Pull-in time (typ.)	15 ms
Drop-out time (typ.)	5 ms
Electrical life (NO; resistive load; 23 °C)	100 x 10 <sup>3</sup> switching operations
Mechanical life	10 x 10 <sup>6</sup> switching operations

## Signaling

Status indicator	Red LED
------------------	---------

## Safety and protection

Rated voltage	300 V
Overvoltage category	III
Pollution degree	2
Dielectric strength (control/load circuit) (AC, 1 min)	4 kVrms
Dielectric strength (open contact) (AC, 1 min)	1 kVrms
Insulation type (control/load circuit)	Reinforced insulation (safe isolation)
Insulation type (open contact)	Functional insulation
Insulation type (load circuit/signal contact)	Reinforced insulation (safe isolation)
Insulation type (adjacent devices)	Reinforced insulation (safe isolation)
Protection type	IP20

## Connection data

Connection technology	CAGE CLAMP®
Solid conductor	0.2 ... 2.5 mm <sup>2</sup> / 24 ... 14 AWG
Fine-stranded conductor	0.2 ... 2.5 mm <sup>2</sup> / 24 ... 14 AWG
Strip length	9 ... 10 mm / 0.35 ... 0.39 inches

Subject to changes. Please also observe the further product documentation!



## Physical data

Width	17.5 mm / 0.689 inches
Height	90 mm / 3.543 inches
Depth from upper-edge of DIN-rail	55 mm / 2.165 inches

## Mechanical data

Mounting type	DIN-35 rail
---------------	-------------

## Material Data

Fire load	11.519 MJ
Weight	51 g

## Environmental requirements

Ambient temperature (operation at $U_N$ )	-20 ... +40 °C
Ambient temperature (storage)	-40 ... +70 °C
Processing temperature	-25 ... +50 °C
Relative humidity	75% (no condensation permissible)
Operating altitude (max.)	2000 m

## Standards and specifications

Standards/specifications	EN 61010-2-201
--------------------------	----------------

## Commercial data

Product Group	6 (INTERFACE ELECTRONIC)
eCl@ss 10.0	27-14-23-09
eCl@ss 9.0	27-14-23-09
ETIM 8.0	EC001437
ETIM 7.0	EC001437
PU (SPU)	10 (1) pcs
Packaging type	box
Country of origin	DE
GTIN	4050821110149
Customs tariff number	85364900990


Subject to changes. Please also observe the further product documentation!

## Environmental Product Compliance

CAS-No.	7439-92-1 79-94-7
REACH Candidate List Substance	2,2',6,6'-tetrabromo-4,4'-isopropylidenediphenol Lead
RoHS Compliance Status	Compliant,With Exemption
RoHS Exemption	6(c) 7(a) 7(c)-I 7(c)-II
SCIP notification number (Bulgaria)	54c28bd0-7ce5-4579-80ec-d2e362cc7288
SCIP notification number (Czech Republic)	687971fe-8573-494f-ae7d-1d693c7f5638

## Approvals / Certificates

### General approvals

Logo	Approval	Additional Approval Text	Certificate name
	EAC Brjansker Zertifizierungsstelle	TP TC 004/2011	EAC RU C-DE.AM02. B.00122 /19

## Optional accessories

### Tool

Operating tool



**Item no.: 210-720**

Operating tool; Blade: 3.5 x 0.5 mm; with a partially insulated shaft; multicoloured

[www.wago.com/210-720](http://www.wago.com/210-720)

### Jumpers

Jumper



**Item no.: 789-112**

Jumper; 12-way; silver-colored

[www.wago.com/789-112](http://www.wago.com/789-112)

### Ferrule

Ferrule



**Item no.: 216-241**

Ferrule; Sleeve for 0.5 mm<sup>2</sup> / 20 AWG; insulated; electro-tin plated; electrolytic copper; gastight crimped; acc. to DIN 46228, Part 4/09.90; white

[www.wago.com/216-241](http://www.wago.com/216-241)



**Item no.: 216-242**

Ferrule; Sleeve for 0.75 mm<sup>2</sup> / 18 AWG; insulated; electro-tin plated; electrolytic copper; gastight

[www.wago.com/216-242](http://www.wago.com/216-242)

Subject to changes. Please also observe the further product documentation!

WAGO GmbH & Co. KG

Hansastr. 27

32423 Minden

Phone: +49571 887-0 | Fax: +49571 887-169



Email: [info.de@wago.com](mailto:info.de@wago.com) | Web: [www.wago.com](http://www.wago.com)

Do you have any questions about our products?

We are always happy to take your call at +49 (571) 887-44222.



crimped; acc. to DIN 46228, Part 4/09.90; gray

	<b>Item no.: 216-243</b> Ferrule; Sleeve for 1 mm <sup>2</sup> / AWG 18; insulated; electro-tin plated; electrolytic copper; gastight crimped; acc. to DIN 46228, Part 4/09.90; red	<a href="http://www.wago.com/216-243">www.wago.com/216-243</a>
	<b>Item no.: 216-244</b> Ferrule; Sleeve for 1.5 mm <sup>2</sup> / AWG 16; insulated; electro-tin plated; electrolytic copper; gastight crimped; acc. to DIN 46228, Part 4/09.90; black	<a href="http://www.wago.com/216-244">www.wago.com/216-244</a>

## Downloads

### Documentation

#### Bid Text

789-329 docx - Datei	2019 Feb 20	docx 17.2 kB	Download
789-329 X81 - Datei	2019 Feb 19	xml 4.5 kB	Download
ausschreiben.de 789-329		URL	Download

#### Instruction Leaflet

		pdf 1.3 MB	Download
--	--	---------------	----------

#### Additional Information

Disposal and Recycling Electrical and electronic equipment, Batteries, Packaging	V 1.1.0 2022 Aug 18	pdf 2.2 MB	Download
---	------------------------	---------------	----------

## CAD/CAE-Data

### CAE data

EPLAN Data Portal 789-329		URL	Download
WSCAD Universe 789-329		URL	Download
ZUKEN Portal 789-329		URL	Download

### CAD data

2D/3D Models 789-329		URL	Download
----------------------	--	-----	----------

Subject to changes. Please also observe the further product documentation!

WAGO GmbH & Co. KG  
 Hansastr. 27  
 32423 Minden  
 Phone: +49571 887-0 | Fax: +49571 887-169  
 Email: [info.de@wago.com](mailto:info.de@wago.com) | Web: [www.wago.com](http://www.wago.com)

Do you have any questions about our products?  
 We are always happy to take your call at +49 (571) 887-44222.

## Environmental Product Compliance

### Compliance Search

Environmental Product Compliance 789-329

[URL](#)


[Download](#)

Relay module; Nominal input voltage: 24 VDC; 1 changeover contact; Limiting continuous current: 12 A; for lamp loads; Manual/OFF/Auto switch; Red status indicator; Module width: 18 mm

---


## Installation Notes

### Conductor termination



Inserting a conductor.


### Commoning



Easy commoning via adjacent jumpers.

### Marking

Subject to changes. Please also observe the further product documentation!



Marking via Mini-WSB Quick Marking System.

Subject to changes. Please also observe the further product documentation!

WAGO GmbH & Co. KG  
Hansastr. 27  
32423 Minden  
Phone: +49571 887-0 | Fax: +49571 887-169  
Email: [info.de@wago.com](mailto:info.de@wago.com) | Web: [www.wago.com](http://www.wago.com)

Do you have any questions about our products?  
We are always happy to take your call at +49 (571) 887-44222.