

BB-2020BGR-TRB

Addressable, Dimmable, 2020 RGB LED



Features

BB-2020BGR LED is a tri-color RGB LED with a built-in IC. The IC uses CMOS process technology to regulate the current input and color mixing. It is harmonized with 256-level color set and 32-level brightness adjustment.


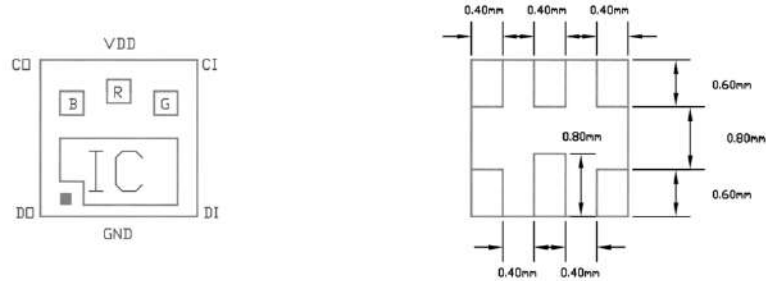
The IC with the built-in precision oscillating resistor ($\pm 1.0\%$) can achieve simultaneous flashing and random flashing. It is different from ordinary flash ICs in the market due to frequency fluctuation in the range of $\pm 20\%$. The recommended operating frequency is 11MHz and not to exceed 12MHz.

The IC has built-in constant current output circuit design. Compared with ordinary flash IC, the lamp string has high brightness and uniformity, color saturation, and the over temperature protection mechanism.

The 5V DC 2020 RGB LED can be connected in series and in parallel to meet the external DC5V/ DC12V/ DC24V/ DC48V and other voltage sources.

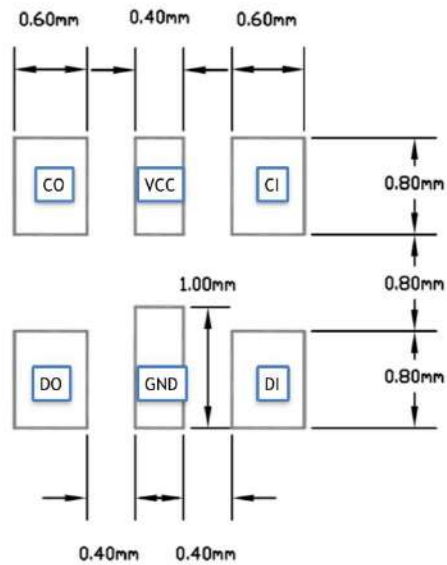
Pin Configuration and LED Chip bonding note

1. IC & Chip LED Pad Diagram and Dimensions:



2. LED Pad Diagram and Dimensions:

| | |
|------------|--------------|
| DI | Data input |
| DO | Data output |
| CI | Clock input |
| CO | Clock output |
| GND | - |
| VCC | +5V |



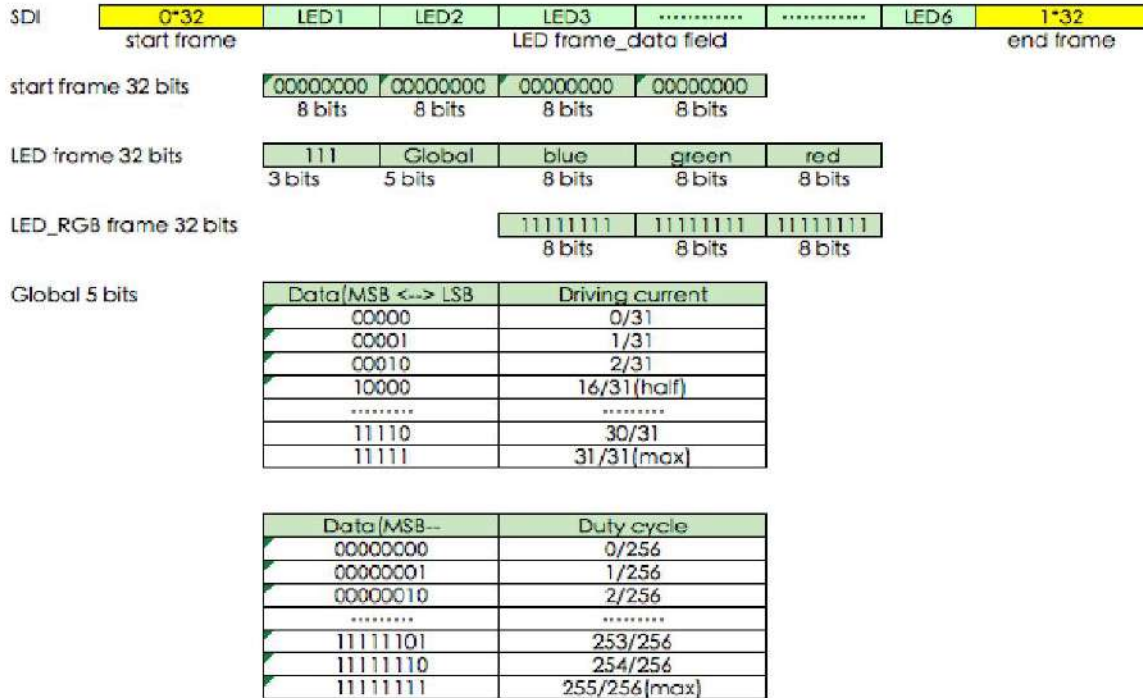
Product Specifications

| Parameters | Value |
|---------------------------------------|---|
| Model name | BL-2020RGB |
| Color | RGB full color |
| Brightness | R: 300-330 mcd G: 420-460 mcd B 160-180 mcd |
| Applied voltage (per unit) | 5V DC |
| Power consumption | 0.1W~0.5W |
| Viewing angle | 160 degree |
| Thermal resistance (Junction to slug) | 50°C |
| Weight | ~0.025 g |
| Dimension (mm) | 2.0 X 2.0 X 0.9 |
| Operating Temperature | -40°C~70°C |
| ESD@HBM | 4KV |
| Allowable Reflow cycles | 2 times |
| Storage Temperature | -40°C~85°C |

*The voltage threshold value is 2.5V +/- 0.3

Function Description

1. Cascading data structure:



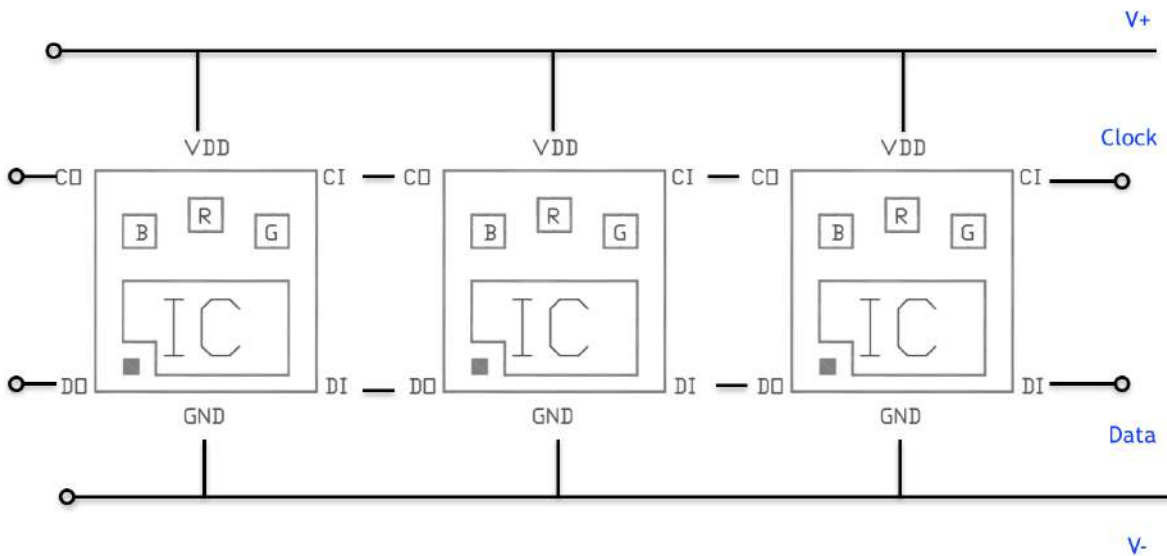
Relations of PWM input and output signals



1. The first 32 bit "0" is the starting frame, and the CIN is on the rise time, and the timing DIN is preceded by CIN
2. It is marked as "1"
3. D4 D3 D2 D1 and D0 are 32 level brightness adjustment, D4 is the highest
4. The sequence of LEDs are B/G/R

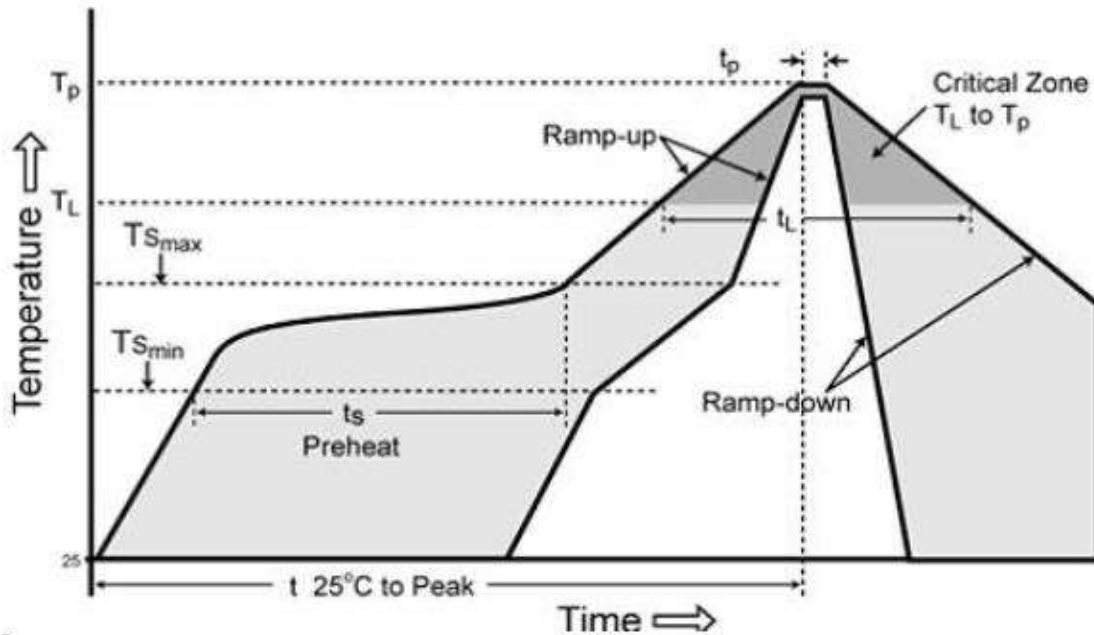
Application Circuit

For 5V strip applications, all RGB-LED units are connected in parallel and driven directly from a conventional 5V DC voltage source. When using a 12V DC or 24V DC voltage source, each line should be connected in series with two or five RGB-LED units.



Recommended Soldering Conditions:

BL-2020RGB series are compatible with IPC/JEDEC J-STD-020C, following the parameters listed below. American Bright recommends that users follow the recommended soldering profile as the general guideline.

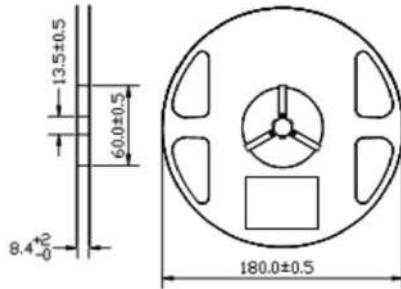


| Profile Feature | Pb-Free Assembly |
|---|------------------|
| Average ramp-up rate (TL to TP) | 3°C/second max. |
| Preheat | |
| Temperature Min (Tsmmin) | 150°C |
| Temperature Max (Tsmmax) | 200°C |
| Time (min to max) (ts) | 60-180 seconds |
| Time maintained above: | |
| Temperature (TL) | 217°C |
| Time (tL) | 60-150 seconds |
| Peak/Classification Temperature (Tp) | 240°C |
| Time within 5°C of actual Peak Temperature (tp) | 20-40 seconds |
| Ramp-down Rate | 6°C/second max. |
| Time 25°C to Peak Temperature | 8 minutes max. |

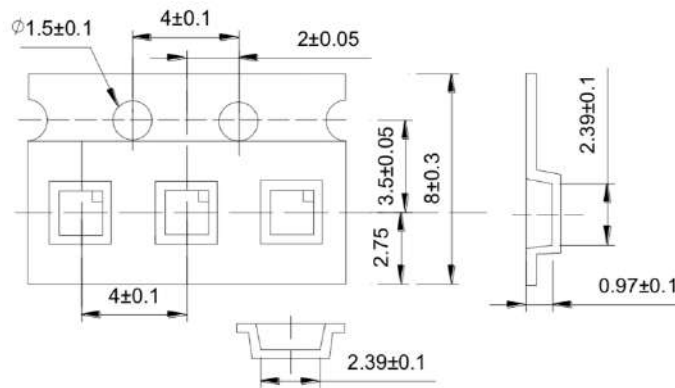
Packaging/ Reel size:

Tape and reel package

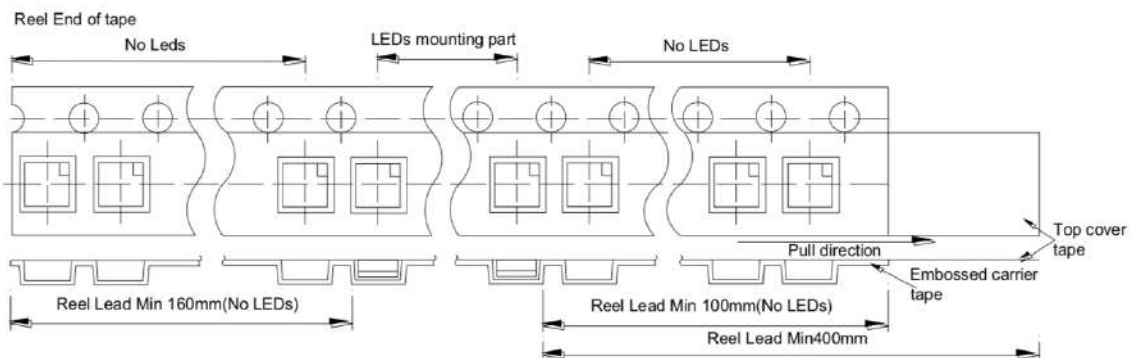
- Dimensions of Reel (Unit: mm)



- Dimensions of Tape (Unit: mm)



- Arrangement of Tape



1. Empty component pockets are sealed with top cover tape;
2. 4000pcs per reel