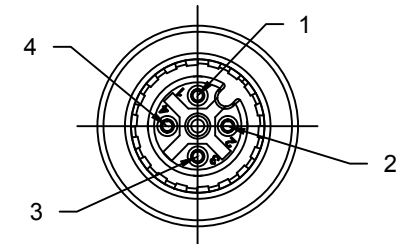


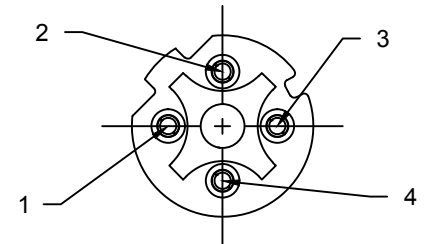
FACE VIEW-FEMALE INSERT
A-CODE



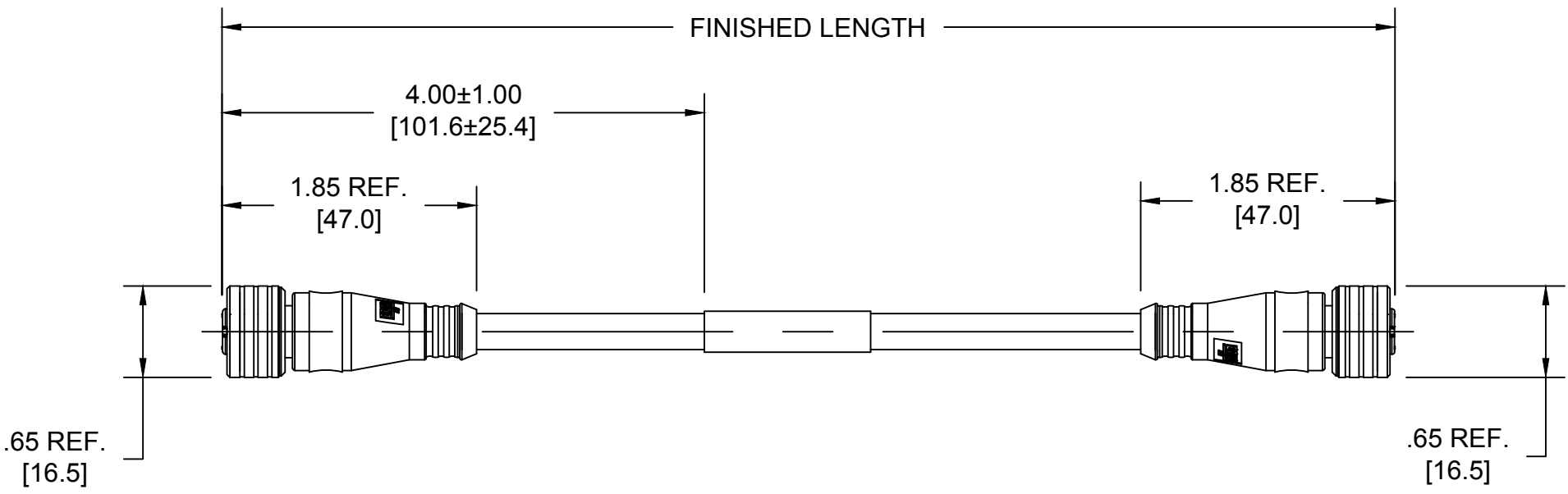
- 1 BROWN
- 2 WHITE
- 3 BLUE
- 4 BLACK

SAP P/N #	ENGINEERING P/N	FINISHED LENGTH
1200800503	120080-0503	1M +55.6mm-0 (3.28' +2.19"-0)
1200800504	120080-0504	0.3M +19.1mm-0 (.98' +.75"-0)

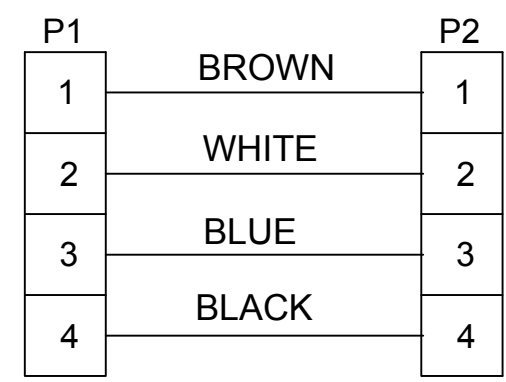
FACE VIEW-FEMALE INSERT
D-CODE



- 1 BROWN
- 2 WHITE
- 3 BLUE
- 4 BLACK



CUSTOMER PRODUCTION APPROVAL
 APPROVED BY: _____
 DATE: _____
 MUST BE SIGNED AND RETURNED BEFORE
 PRODUCTION WILL BEGIN.



SPECIFICATIONS:

ULTRA LOCK FEMALE:
 COUPLING NUT MATERIAL: NICKEL PLATED BRASS
 CONTACT MATERIAL: GOLD/NICKEL OVER COPPER ALLOY
 INSERT MATERIAL: BLACK PUR
 O-RING: GREEN FPM
 OVERMOLD: YELLOW PUR

CABLE: #22/4 YELLOW PVC JACKET, 105°C 300V
 CABLE MARKING: RU AWM 2661 22 AWG/4C 105°C 300V (UL FILE NUMBER) CSA
 AWM I/II A/B 80°C 300V FT1
 ASSEMBLY RATINGS: 24V Max., 0.5mA Max. C
 PACKAGING: CABLE ASSEMBLIES ARE BAGGED SEPARATELY IN POLY BAGS
 WITH BAR CODE LABEL ATTACHED TO OUTSIDE OF BAG

RESTRICTED SALES DRAWING

WIRING DIAGRAM

CORRECTED WAS 5A EC NO: IPG2016-0603 DRWN: RSTONE 10/20/15 CHKD: BARDEN 2015/10/21 APPR: JFMURPHY 2014/01/28	REV C	DESCRIPTION	QUALITY SYMBOLS ▽=0 ∇=0	GENERAL TOLERANCES (UNLESS SPECIFIED)		DIMENSION STYLE		SCALE	DESIGN UNITS	THIRD ANGLE PROJECTION
						IN/MM		NTS	INCH	
						DRAWN BY	DATE	TITLE		
						CHECKED BY	DATE	MOLEX INCORPORATED		
				APPROVED BY	DATE	DOCUMENT NO.		SHEET NO.		
				JFMURPHY	2014/01/28	SD-120080-011		1 OF 1		
				MATERIAL NO.		SEE CHART		THIS DRAWING CONTAINS INFORMATION THAT IS PROPRIETARY TO MOLEX INCORPORATED AND SHOULD NOT BE USED WITHOUT WRITTEN PERMISSION		