

PART NUMBER	ITEM ① BODY	ITEM ② CONTACT	ITEM ③ INSULATOR	ITEM ④ INSULATOR	PACKAGING
133-3711-311	BRASS GOLD PL .00001 MIN OVER NICKEL PL .00005 MIN OVER COPPER PL .00005 MIN	BERYLLIUM COPPER GOLD PL .00003 MIN OVER NICKEL PL .00005 MIN OVER COPPER PL .00005 MIN	TEFLON	TEFLON	BULK PACK 25 PCS.
133-3711-312	BRASS GOLD PL .00001 MIN OVER NICKEL PL .00005 MIN OVER COPPER PL .00005 MIN	BERYLLIUM COPPER GOLD PL .00003 MIN OVER NICKEL PL .00005 MIN OVER COPPER PL .00005 MIN	TEFLON	TEFLON	TAPE AND REEL 750 PCS. PER FIG 1
133-3711-315	BRASS NICKEL PL .0001 MIN OVER COPPER PL .00005 MIN	BERYLLIUM COPPER GOLD PL .00003 MIN OVER NICKEL PL .00005 MIN OVER COPPER PL .00005 MIN	TEFLON	TEFLON	BULK PACK 25 PCS.
133-3711-316	BRASS NICKEL PL .0001 MIN OVER COPPER PL .00005 MIN	BERYLLIUM COPPER GOLD PL .00003 MIN OVER NICKEL PL .00005 MIN OVER COPPER PL .00005 MIN	TEFLON	TEFLON	TAPE AND REEL 750 PCS. PER FIG 1
133-3711-317	BRASS TIN PL .00015 MIN OVER NICKEL PL .00003 MIN OVER COPPER PL .00003 MIN	BERYLLIUM COPPER GOLD PL .00003 MIN OVER NICKEL PL .00005 MIN OVER COPPER PL .00005 MIN	TEFLON	TEFLON	BULK PACK 25 PCS.
133-3711-318	BRASS TIN PL .00015 MIN OVER NICKEL PL .00003 MIN OVER COPPER PL .00003 MIN	BERYLLIUM COPPER GOLD PL .00003 MIN OVER NICKEL PL .00005 MIN OVER COPPER PL .00005 MIN	TEFLON	TEFLON	TAPE AND REEL 750 PCS. PER FIG 1

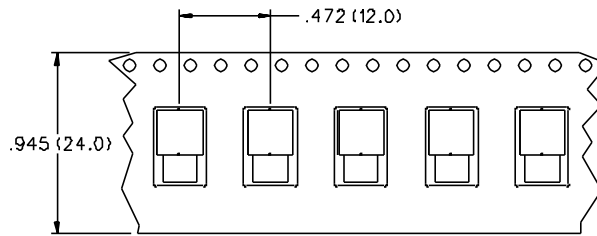
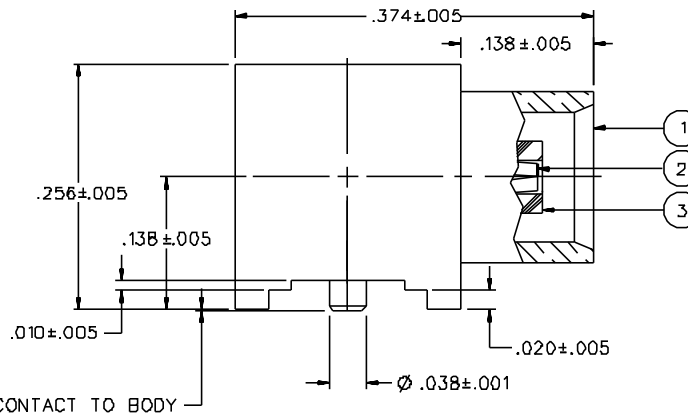


FIG 1
2:1



.000 ± .003 CONTACT TO BODY

NOTES:

1. SPECIFICATIONS:

IMPEDANCE: 50 OHMS
 FREQUENCY RANGE: 0-6 GHz
 VSWR: NOT APPLICABLE
 WORKING VOLTAGE: 335 VRMS MAX AT SEA LEVEL
 DIELECTRIC WITHSTANDING VOLTAGE: 1000 VRMS MIN AT SEA LEVEL
 INSULATION RESISTANCE: 10000 MEGOHM MIN
 CONTACT RESISTANCE:
 CENTER CONTACT - INITIAL 5 MILLIOHM MAX, AFTER ENVIRONMENTAL 8 MILLIOHM MAX
 OUTER CONDUCTOR - GOLD PLATED INITIAL 1 MILLIOHM MAX, AFTER ENVIRONMENTAL 1.5 MILLIOHM MAX
 NICKEL AND TIN PLATED INITIAL 2.5 MILLIOHM MAX, AFTER ENVIRONMENTAL 3.5 MILLIOHM MAX
 BRAID TO BODY - NOT APPLICABLE
 CORONA LEVEL: 250 VOLTS MINIMUM AT 70,000 FEET
 INSERTION LOSS: NOT APPLICABLE
 RF LEAKAGE: NOT APPLICABLE
 RF HIGH POTENTIAL WITHSTANDING VOLTAGE: 600 VRMS AT 4 AND 7 MHZ

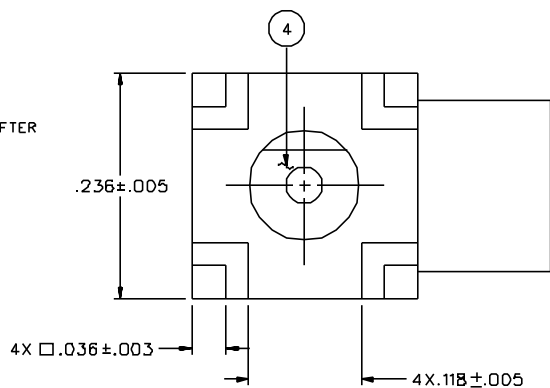
MECHANICAL:

ENGAGE/DISENGAGE FORCE: 5.6 LBS MAX ENGAGEMENT
 1.0 LB MIN DISENGAGEMENT
 8.0 LBS MAX DISENGAGEMENT

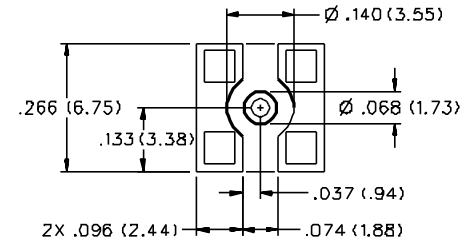
CONTACT RETENTION FORCE: NOT APPLICABLE
 CONTACT RETENTION TORQUE: NOT APPLICABLE
 COUPLING MECHANISM RETENTION: NOT APPLICABLE
 CABLE ACCEPTABILITY: NOT APPLICABLE
 CABLE HEX CRIMP SIZE: NOT APPLICABLE
 CABLE RETENTION: NOT APPLICABLE
 DURABILITY: 500 CYCLES MIN

ENVIRONMENTAL:

(MEETS OR EXCEEDS THE APPLICABLE PARAGRAPH OF MIL-PRF-39012)
 THERMAL SHOCK: MIL-STD-202, METHOD 107, CONDITION F
 OPERATING TEMPERATURE: -65 DEG C TO 165 DEG C
 CORROSION: MIL-STD-202, METHOD 101, CONDITION B
 SHOCK: MIL-STD-202, METHOD 213, CONDITION B
 VIBRATION: MIL-STD-202, METHOD 204, CONDITION B
 MOISTURE: MIL-STD-202, METHOD 106



RECOMMENDED SOLDER LAND PATTERN*



* NOTE: THIS PATTERN IS FOR REFERENCE ONLY. PATTERN MAY VARY DEPENDING ON ASSEMBLY PROCESS, BOARD TYPE OR SPECIFIC ELECTRICAL OR MECHANICAL REQUIREMENTS.

DRAWING NO. C - 133-3711-311/320	
0 REVISIONS	
ENGINEERING RELEASE	
1	9-17-98 R H B 10-15-9B ECN 45854
CHANGED: 750 PCS WAS 500 PCS	
* REVISION NUMBER FOLLOWED BY AN ALPHA *	
* CHARACTER INDICATES DRAWING CLARIFICATION *	
* CATION OR PART NUMBER ADDITION ONLY *	
1a	12-1-98 R H B 12-4-9B ECN 46032
CHANGED: .000 ± .003 WAS .003 ± .006	
2	4-5-99 R H B ECN 46291
UPDATE DRAWING FOR D'FLAT BOTTOM INSULATOR. 5.6 LBS MAX ENGAGE WAS 3.4 LBS. 1.0 LB MIN DISENGAGE WAS 5 LBS TYPICAL. ADDED 8.0 LBS MAX DISENGAGE.	
3	6-27-01 R H B ECN 47895

CUSTOMER DRAWING

THIS DRAWING TO BE INTERPRETED PER ANSI Y 14.5M - 1982

"µSTATION"

COMPANY CONFIDENTIAL

TOLERANCE UNLESS OTHERWISE SPECIFIED	DRAWN BY RJB	DATE 8-11-98	JOHNSON Cinch Connectivity Solutions 299 Johnson Ave. Ste. 100 Waseca, MN 56093 1-800-247-8256	
DECIMALS .XX	CHECKED BY	DATE	TITLE JACK ASSEMBLY RA SURFACE MOUNT MCX	
.XXX	APPROVED BY RJB	DATE 9-24-98	CODE NO.	DRAWING NO. C - 133-3711-311/320
MATL	APPROVED BY	DATE	SCALE 10:1	U/W INCH SHEET 2 OF 2
FINISH	RELEASE DATE	10-15-98		