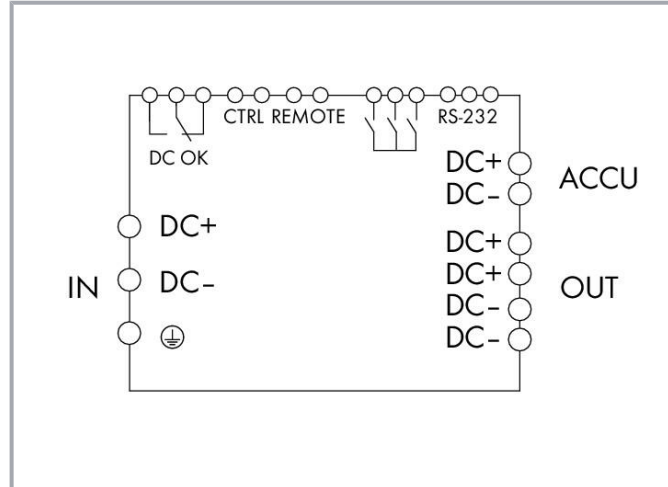


Data sheet | Item number: 787-875

UPS charger and controller; 24 VDC input voltage; 24 VDC output voltage;
20 A output current; LineMonitor; communication capability; 10,00 mm²



www.wago.com/787-875



Item description

Features:

- Charger and controller for uninterruptible power supply (UPS)
- Current and voltage monitoring, as well as parameter setting via LCD and RS-232 interface
- Active signal outputs for function monitoring
- Remote input for buffered output deactivation

Subject to changes. Please also observe the further product documentation!

WAGO GmbH & Co. KG

Hansastr. 27

32423 Minden

Phone: +49571 887-0 | Fax: +49571 887-169

Email: info.de@wago.com | Web: www.wago.com

Do you have any questions about our products?

We are always happy to take your call at +49 (571) 887-44222.



- Input for temperature control of connected battery
- Battery control (from manufacturing no. 215563) detects both battery life and battery type

Data

Technical data

Input

Nominal input voltage $U_{i\text{ nom}}$	DC 24 V
Input voltage range	DC 22 ... 29 V
Nominal mains frequency range	0 Hz
Input current I_i	≤ 0.1 A (No load); ≤ 1.5 A (Charging); ≤ 21.5 A
Inrush current	≤ 4 A (no load)

Output

Nominal output voltage $U_{o\text{ nom}}$	DC 24 V
Output voltage range	$U_i - 1$ VDC (rated operation); 20 ... 25.5 VDC (buffer mode)
Nominal output current $I_{o\text{ nom}}$	20 A
Current limitation	1.1 ... 1.3 x $I_{o\text{ nom}}$ (typ.)

Energy storage system

Buffer time	10 s ... 10 min or constant; adjustable
Switch-on threshold (adjustable)	DC 20 ... 25.5 V
Charging current	≤ 1 A
End-of-charge voltage	DC 26 ... 29.5 V (temperature-controlled; optional fixed setting)
Recommended battery module	787-871, 787-872, 787-873

Signaling and Communication

Signaling	1 x LED DC OK (green) 1 x Warning LED (yellow) 1 x Error LED (red) LCD 1 x RS-232 interface
Operation status indicator	Green LED (U_o) Yellow LED (warning) Red LED (error)

Subject to changes. Please also observe the further product documentation!



Communication	RS-232 serial interface
Remote input	Switching buffer mode off

Efficiency/power losses

Power loss P_I	$\leq 15 \text{ W}; \leq 30 \text{ W}$ (nominal load)
Efficiency (typ.)	95 %

Circuit protection

Internal fuse	T 25 A
---------------	--------

Safety and protection

Protection class	III
Protection type	IP20; per EN 60529
Reverse voltage protection	yes
Pollution degree	2
Parallel operation	Yes, max. 3 battery modules for buffer time extension (temperature measurement evaluation is only possible via one battery module)
Series operation	No
MTBF	> 500,000 h (per IEC 61709)

Connection data

Connection type 1	Input/Output
Connection technology	Push-in CAGE CLAMP®
WAGO connector	WAGO 831 Series
Solid conductor	0.5 ... 10 mm ² / 20 ... 8 AWG
Fine-stranded conductor	0.5 ... 10 mm ² / 20 ... 8 AWG
Strip length	13 ... 15 mm / 0.51 ... 0.59 inches
Connection type 2	Signaling
Connection technology 2	CAGE CLAMP®
WAGO connector 2	WAGO 733 Series
Solid conductor 2	0.08 ... 0.5 mm ² / 28 ... 20 AWG
Fine-stranded conductor 2	0.08 ... 0.5 mm ² / 28 ... 20 AWG
Strip length 2	5 ... 6 mm / 0.2 ... 0.24 inches
Cable length (max.)	3 m (Input, Output, Battery Control)

Subject to changes. Please also observe the further product documentation!



Physical data

Width	57 mm / 2.244 inches
Height	171 mm / 6.732 inches
Depth from upper-edge of DIN-rail	163 mm / 6.417 inches
Note (dimensions)	Height with connector

Mechanical Data

Mounting type	DIN-35 rail
---------------	-------------

Material Data

Fire load	0.494 MJ
Weight	1200 g

Environmental requirements

Ambient temperature (operation)	-10 ... +60 °C
Ambient temperature (storage)	-25 ... +85 °C
Relative humidity	5 ... 96 % (no condensation permissible)

Standards and specifications

Conformity marking	CE
Standards/specifications	EN 60950 UL 60950 UL 508 EN 61000-6-2 EN 61000-6-3

Commercial data

Product Group	6 (INTERFACE ELECTRONIC)
eCl@ss 10.0	27-04-06-90
eCl@ss 9.0	27-04-06-90
ETIM 8.0	EC000382
ETIM 7.0	EC000382
PU (SPU)	1 pcs
Packaging type	box
Country of origin	DE

Subject to changes. Please also observe the further product documentation!




GTIN	4045454993917
Customs tariff number	85049017000

Environmental Product Compliance


RoHS Compliance Status	Compliant, No Exemption
------------------------	-------------------------

Approvals / Certificates

General approvals

Logo	Approval	Additional Approval Text	Certificate name
	EAC Brjansker Zertifizierungsstelle	TP TC 020/2011	RU_C-DE. AM02.B. 00093-19
	UL Underwriters Laboratories Inc.	UL 508	E255817
	UL Underwriters Laboratories Inc.	UL 60950-1	E255815

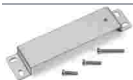
Declarations of conformity and manufacturer's declarations

Logo	Approval	Additional Approval Text	Certificate name
	EU-Declaration of Conformity WAGO GmbH & Co. KG	-	-

Optional accessories

Mounting adapter

Wall-mount adapter



Item no.: 787-895

Mounting carrier; for screw fixing of 787-8xx devices on mounting plate or wall without DIN 35 rail

www.wago.com/787-895

DIN-rail adapter



Item no.: 787-897

Carrier rail adapter made of zinc die-cast; for mounting 787-8xx devices to a DIN 35 rail

www.wago.com/787-897

Subject to changes. Please also observe the further product documentation!



Item no.: 787-896

Carrier rail adapter; for mounting 787-8xx devices to a DIN 35 rail

www.wago.com/787-896

Tool

Operating tool



Item no.: 210-719

Operating tool; Blade: 2.5 x 0.4 mm; with a partially insulated shaft

www.wago.com/210-719



Item no.: 210-721

Operating tool; Blade: 5.5 x 0.8 mm; with a partially insulated shaft; multicoloured

www.wago.com/210-721

Marking accessories

Marking strip



Item no.: 2009-110

Marking strips; for Smart Printer; on reel; not stretchable; plain; snap-on type; white

www.wago.com/2009-110

Marker



Item no.: 2009-145

Mini-WSB Inline; for Smart Printer; 1700 pieces on roll; stretchable 5 - 5.2 mm; plain; snap-on type; white

www.wago.com/2009-145



Item no.: 2009-115

WMB-Inline; for Smart Printer; 1500 pieces on roll; stretchable 5 - 5.2 mm; plain; snap-on type; white

www.wago.com/2009-115



Item no.: 248-501

Mini-WSB marking card; as card; not stretchable; plain; snap-on type; white

www.wago.com/248-501



Item no.: 793-501

WMB marking card; as card; not stretchable; plain; snap-on type; white

www.wago.com/793-501



Item no.: 793-5501

WMB marking card; as card; for terminal block width 5 - 17.5 mm; stretchable 5 - 5.2 mm; plain; snap-on type; white

www.wago.com/793-5501

Cables and pluggable connectors

Communication cable



Item no.: 787-890

RS-232 communication cable; Length 1.8 m

www.wago.com/787-890

Connecting cable



Item no.: 761-9005

USB adapter; with 1m connection cable

www.wago.com/761-9005

Power supplies

Subject to changes. Please also observe the further product documentation!

WAGO GmbH & Co. KG

Hansastr. 27

32423 Minden




Phone: +49571 887-0 | Fax: +49571 887-169

Email: info.de@wago.com | Web: www.wago.com

Do you have any questions about our products?

We are always happy to take your call at +49 (571) 887-44222.

Uninterruptible power supply

	Item no.: 787-871 Lead-acid AGM battery module; 24 VDC input voltage; 20 A output current; 3.2 Ah capacity; with battery control; 2,50 mm ²	www.wago.com/787-871
	Item no.: 787-873 Lead-acid AGM battery module; 24 VDC input voltage; 40 A output current; 12 Ah capacity; with battery control; 10,00 mm ²	www.wago.com/787-873
	Item no.: 787-872 Lead-acid AGM battery module; 24 VDC input voltage; 40 A output current; 7 Ah capacity; with battery control; 10,00 mm ²	www.wago.com/787-872

Downloads

Documentation

Quick-Start Guide

Quickstart for Software 759-870 Configuration of the USV Control Units 787-870, 787-875 and 787-1675	V 1.0.0	pdf 3.1 MB	Download
---	---------	---------------	----------

Bid Text

787-875 docx - Datei	2019 Jul 12	docx 23.8 kB	Download
787-875 X81 - Datei	2019 Jul 12	xml 8.0 kB	Download
ausschreiben.de 787-875		URL	Download

Instruction Leaflet

Uninterruptible power supply DC 24 V, 20 A	2020 Apr 27	pdf 1.3 MB	Download
---	-------------	---------------	----------

Additional Information

Disposal and Recycling Electrical and electronic equipment, Batteries, Packaging	V 1.1.0 2022 Aug 18	pdf 2.2 MB	Download
---	------------------------	---------------	----------

Libraries

Library

Anbindung Stromversorgungen Serie 787	1.3.0 2014 May 14	zip 562.7 kB	Download
---------------------------------------	----------------------	-----------------	----------

Subject to changes. Please also observe the further product documentation!



Die Bibliothek "WagoLib787_01.lib" stellt Funktionsbausteine und Visualisierungen zur Verfügung, mit deren Hilfe die Informationen der WAGO Stromversorgungsmodule der Serie 787 angezeigt werden können.

Engineering-Software

Configuration and Commissioning Software

WAGO UPS Shutdown Tool	4.13	exe	Download
UPS Shutdown Tool, for automatic shutdown of Windows PCs via UPS	2021 Nov 18	48.5 kB	

WAGO Software 759-870	4.13	zip	Download
Software 759-870 V4.13, for configuration and visualization of UPS control units 787-870, 787-875 and combined UPS unit 787-1675	2021 May 10	39.7 MB	

CAD/CAE-Data

CAD data

2D/3D Models 787-875		URL	Download
----------------------	--	-----	----------

CAE data

ZUKEN Portal 787-875		URL	Download
----------------------	--	-----	----------

WSCAD Universe 787-875		URL	Download
------------------------	--	-----	----------

EPLAN Data Portal 787-875		URL	Download
---------------------------	--	-----	----------

Environmental Product Compliance

Compliance Search

Environmental Product Compliance 787-875		URL	Download
UPS charger and controller; 24 VDC input voltage; 24 VDC output voltage; 20 A output current; LineMonitor; communication capability; 10,00 mm ²			

Installation Notes

Subject to changes. Please also observe the further product documentation!
