

**SAFETY ORGANIZATIONS**

THIS FILTER HAS BEEN FORMALLY RECOGNIZED, CERTIFIED OR APPROVED BY THE LISTED AGENCY. THEREFORE, ALL TEST/REQUIREMENTS SPECIFIED IN THE LATEST REVISION OF THE FOLLOWING AGENCY STANDARDS HAVE BEEN MET:

- UL RECOGNIZED: UL 1283
- UL LISTED: UL 935
- CSA CERTIFIED: CSA C22.2 No. 8
- VDE APPROVED: EN 60939-2

**OPERATING SPECIFICATIONS**

LINE CURRENT/VOLTAGE: 5.0 AMP/50°C, 277 VAC 50-60Hz (UL&CSA)  
 5.0 AMP/50°C, 277 VDC (UL&CSA)  
 5.0 AMP/50°C, 250 VAC 50-60Hz (VDE)  
 5.0 AMP/50°C, 250 VDC (VDE)

MAXIMUM LEAKAGE CURRENT,  
 EACH LINE TO GROUND: 0.28 mA @ 277V 60Hz  
 0.21 mA @ 250V 50Hz

OPERATING AMBIENT TEMP. RANGE: -10°C TO +50°C @ RATED CURRENT, I<sub>r</sub>.

IN AN AMBIENT, T<sub>a</sub>, HIGHER THAN 50°C, THE MAXIMUM OPERATING CURRENT, I<sub>o</sub>, IS AS FOLLOWS:

$$I_o = I_r \sqrt{\frac{85 - T_a}{35}}$$

**RELIABILITY SPECIFICATIONS:**

STORAGE TEMPERATURE: -40°C TO +85°C  
 HUMIDITY: 21 DAYS @ 40°C 95% RH.  
 CURRENT OVERLOAD TEST: 6 TIMES I<sub>r</sub> FOR 8 SECONDS

**TEST SPECIFICATIONS:**

INDUCTANCE: 0.42 mH NOMINAL (WHITE)  
 0.44 mH NOMINAL (BLACK)  
 CAPACITANCE: (MEASURED @ 1 KHz, 0.250VAC MAX., 25°C±1°C)  
 LINE TO GROUND: 0.0044µF ± 20 %  
 LINE TO LINE: 0.33µF ± 20 %  
 DISCHARGE RESISTOR: 1 MEGOHM  
 L/G AND L/L I.R.  
 NO DISCHARGE RESISTOR: 6000MEG OHM (MIN.) 100VDC 20°C AND 50% RH

**RECOMMENDED RECEIVING INSPECTION HIPOT:**

LINE TO GROUND: 2300 VDC FOR 1 MINUTE  
 LINE TO LINE: 1853 VDC FOR 1 MINUTE

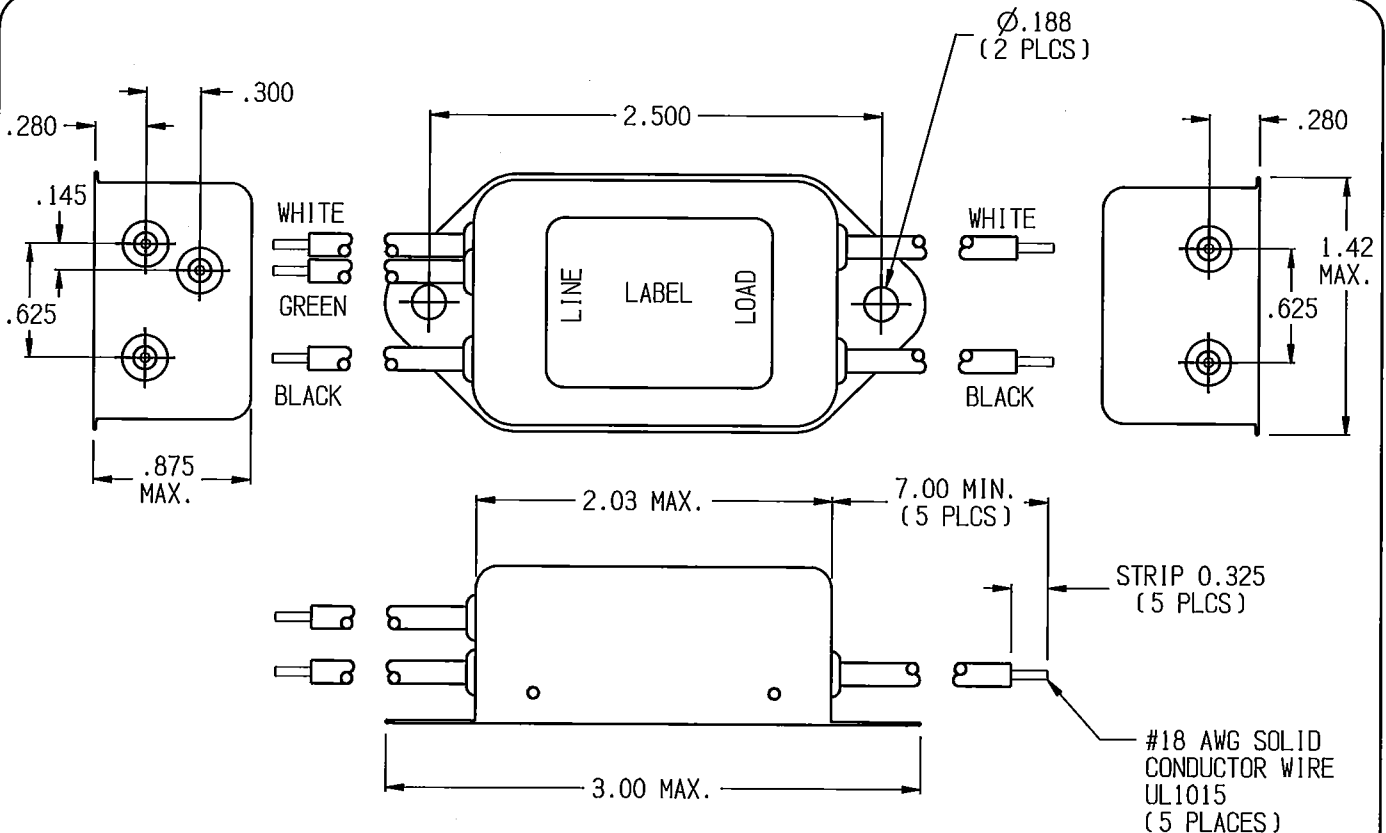
**FILTER APPROVAL:**

THE BEST WAY TO SELECT AND QUALIFY A FILTER IS FOR YOUR ENGINEERING TO TEST THE UNIT IN YOUR EQUIPMENT.

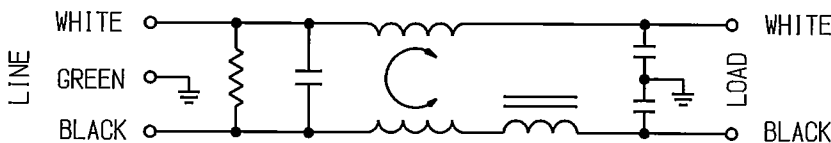
**CUSTOMER DRAWING**

CATALOG # 5FB3

ECN#	APPRVD	DATE
/	PJO	28FEB12



**ELECTRICAL SCHEMATIC**



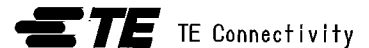
**50 Ω - 50 Ω (MINIMUM) INSERTION LOSS**

FREQUENCY MHz	.03	.05	.1	.15	.5	1.0	2.0	5.0	10	20	30	/
COMMON dB	0	2	5	9	21	26	34	41	40	44	48	/
DIFF. dB	6	10	16	20	31	40	47	51	47	44	41	/

PARTS SHALL COMPLY WITH TYCO ELECTRONICS 138-702 SPECIFICATION FOR HAZARDOUS SUBSTANCES

UNLESS OTHERWISE SPECIFIED  
 TOLERANCE TO BE ±0.025  
 MATERIAL & FINISH: AS SUPPLIED

NOTES:



**RFI FILTER**

TYCO ELECTRONICS PART NO. 9-1609095-1			
SCALE: 1:1	DATE: 24MAY11	DRAWING NUMBER: 5FB3	REV. 3
DRW. BY: LJD	DRG: PJO		

THIS INFORMATION IS CONFIDENTIAL AND PROPRIETARY TO TYCO ELECTRONICS CORPORATION AND ITS WORLDWIDE SUBSIDIARIES AND AFFILIATES. IT MAY NOT BE DISCLOSED TO ANYONE OTHER THAN TYCO ELECTRONICS PERSONNEL, WITHOUT WRITTEN AUTHORIZATION FROM TYCO ELECTRONICS CORPORATION, HARRISBURG, PENNSYLVANIA USA.

SFB303.cxd