

# DTP04-4P-LE07 ✓ ACTIVE

DEUTSCH | DEUTSCH DT, DEUTSCH DTP

TE Internal #: DTP04-4P-LE07

Housing for Male Terminals, Wire-to-Wire, 4 Position, .264 in [6.71 mm] Centerline, Sealable, Gray, Wire & Cable, Power & Signal, Panel Mount, Hybrid

[View on TE.com >](#)



Connectors > Automotive Connectors > Automotive Housings > DEUTSCH DTP Housings



Connector & Housing Type: **Housing for Male Terminals**

Mating Pin Diameter: **2.39 mm [ .094 in ]**

Connector System: **Wire-to-Wire**

Number of Positions: **4**

Centerline (Pitch): **6.71 mm [ .264 in ]**

[All DEUTSCH DTP Housings \(34\)](#)

## Features

### Product Type Features

Connector Shape	Rectangular
Connector & Housing Type	Housing for Male Terminals
Connector System	Wire-to-Wire
Sealable	Yes
Hybrid Connector	No
Primary Locking Feature	Integrated in Housing
Connector & Contact Terminates To	Wire & Cable

### Configuration Features

Blank Cavity Position	0
Connector Modification	Welded Flange, End Cap
Number of Positions	4
Number of Rows	2

### Electrical Characteristics

Operating Voltage	200 VAC
Nominal Voltage Architecture	12 V, 24 V, 48 V

### Body Features



Cable Exit Angle	180°
Primary Product Color	Gray

### Contact Features

Contact Size	Size 12
Contact Type	Pin
Mating Pin Diameter	2.39 mm[.094 in]
Contact Current Rating (Max)	25 A

### Mechanical Attachment

Terminal Position Assurance	Yes
Strain Relief	Add By Accessory
Mating Alignment Type	Polarized
Mating Alignment	With
Connector Mounting Type	Panel Mount

### Housing Features

Housing Material	PA GF
Centerline (Pitch)	6.71 mm[.264 in]

### Dimensions

Connector Height	38.1 mm[1.5 in]
Product Width	53.34 mm[2.1 in]
Product Length	49.05 mm[1.931 in]
Row-to-Row Spacing	10.16 mm[.4 in]
Accepts Insulation Diameter Range	3.4 – 4.32 mm[.134 – .17 in]

### Usage Conditions

Operating Temperature (Max)	125 °C[257 °F]
Operating Temperature Range	-55 – 125 °C[-67 – 257 °F]

### Operation/Application

Circuit Application	Power & Signal
---------------------	----------------

### Industry Standards

Degree of Protection	IP68
Agency/Standard	SAE J2030
UL Flammability Rating	20mm Flame Test per Standard UL-94

### Packaging Features



Packaging Quantity	200
--------------------	-----

Packaging Method	Box
------------------	-----

### Other

Serviceable	Yes
-------------	-----

Connector Position Assurance Capable	No
--------------------------------------	----

## Product Compliance

[For compliance documentation, visit the product page on TE.com>](#)

EU RoHS Directive 2011/65/EU	Compliant
------------------------------	-----------

EU ELV Directive 2000/53/EC	Compliant
-----------------------------	-----------

China RoHS 2 Directive MIIT Order No 32, 2016	No Restricted Materials Above Threshold
---	---

EU REACH Regulation (EC) No. 1907/2006	Current ECHA Candidate List: JAN 2023 (233) Candidate List Declared Against: JAN 2023 (233) Does not contain REACH SVHC
--	---

Halogen Content	Not Low Halogen - contains Br or Cl > 900 ppm.
-----------------	--

Solder Process Capability	Not reviewed for solder process capability
---------------------------	--

#### Product Compliance Disclaimer

This information is provided based on reasonable inquiry of our suppliers and represents our current actual knowledge based on the information they provided. This information is subject to change. The part numbers that TE has identified as EU RoHS compliant have a maximum concentration of 0.1% by weight in homogenous materials for lead, hexavalent chromium, mercury, PBB, PBDE, DBP, BBP, DEHP, DIBP, and 0.01% for cadmium, or qualify for an exemption to these limits as defined in the Annexes of Directive 2011/65/EU (RoHS2). Finished electrical and electronic equipment products will be CE marked as required by Directive 2011/65/EU. Components may not be CE marked. Additionally, the part numbers that TE has identified as EU ELV compliant have a maximum concentration of 0.1% by weight in homogenous materials for lead, hexavalent chromium, and mercury, and 0.01% for cadmium, or qualify for an exemption to these limits as defined in the Annexes of Directive 2000/53/EC (ELV). Regarding the REACH Regulation, the information TE provides on SVHC in articles for this part number is based on the latest European Chemicals Agency (ECHA) 'Guidance on requirements for substances in articles' posted at this URL: <https://echa.europa.eu/guidance-documents/guidance-on-reach>


## Compatible Parts



TE Part # CAT-D48-SP729  
DEUTSCH Sealing Plugs



TE Part # CAT-D486-CH8172  
DEUTSCH DTP Housings



TE Part # CAT-D48-ST273  
DEUTSCH Solid Contacts




TE Part # WP-4P  
WEDGE LOCK, 4P, REC, ORG, DTP



TE Part # DT-RT1  
EXT TOOL, FRONT RELEASE



TE Part # DTP4P-L012-GKT  
GASKET, 4P, BLK, DTP



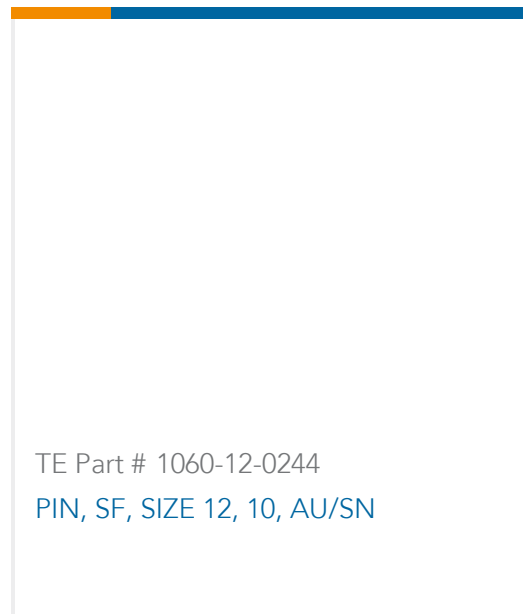
TE Part # 1060-12-0144  
PIN, SF, SIZE 12, 12-14, AU/SN



TE Part # 1060-12-0222  
PIN, SF, SIZE 12, 10, NI/NI



TE Part # 1060-12-0166  
PIN, SF, SIZE 12, 12-14, NI/SN

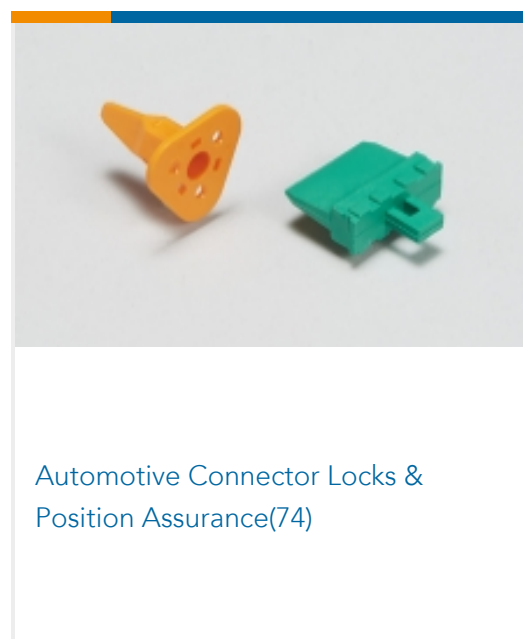


TE Part # 1060-12-0244  
PIN, SF, SIZE 12, 10, AU/SN

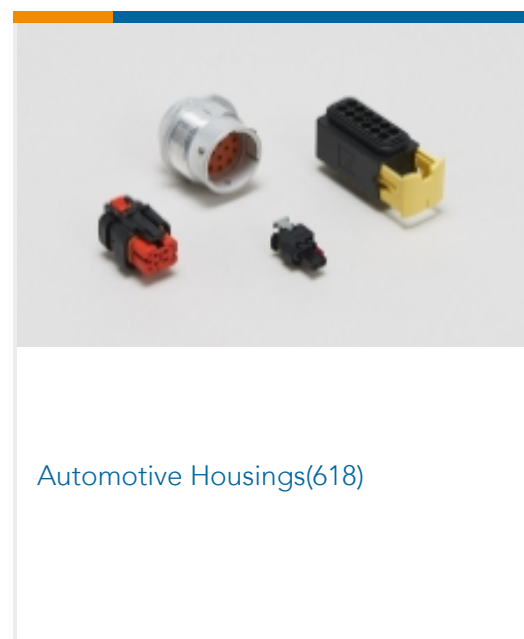
Also in the Series | **DEUTSCH DT**



Automotive Connector Caps & Covers  
(107)



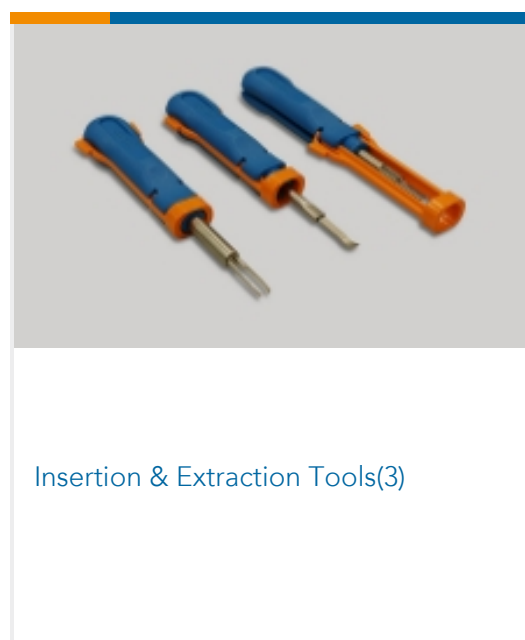
Automotive Connector Locks &  
Position Assurance(74)




Automotive Housings(618)



Automotive Seals & Cavity Plugs(5)



Insertion & Extraction Tools(3)



Other Automotive Connector  
Accessories(16)




PCB Headers & Receptacles(102)

Also in the Series | **DEUTSCH DTP**





Automotive Connector Caps & Covers (1)




Automotive Connector Locks & Position Assurance(4)



Automotive Housings(34)



Insertion & Extraction Tools(3)



PCB Headers & Receptacles(4)

## Customers Also Bought



TE Part #DT06-12SA-E003  
DEUTSCH DT Plug Connectors



TE Part #HD34-24-16PE  
REC, 16P, AL, E, 12, P



TE Part #WP-4P  
WEDGE LOCK, 4P, REC, ORG, DTP



TE Part #DTP06-4S-E003  
PLG, 4P, GRY, N, CAP



TE Part #DRC26-60S05  
PLG, 60P, BLK, N, 05



TE Part #DT04-12PA-LE09  
REC, 12P, BLK, N, CAP, FLANGE, A



TE Part #DTP4P-L012-GKT  
GASKET, 4P, BLK, DTP



TE Part #DTV06-18SA  
PLG, 18P, GRY, N, A

## Documents

### Product Drawings

REC, 4P, GRY, N, CAP, FLANGE

English

### CAD Files

3D PDF

3D

Customer View Model

ENG\_CVM\_CVM\_DTP04-4P-LE07\_B.2d\_dxf.zip



English

**Customer View Model**

[ENG\\_CVM\\_CVM\\_DTP04-4P-LE07\\_B.3d\\_igs.zip](#)

English

**Customer View Model**

[ENG\\_CVM\\_CVM\\_DTP04-4P-LE07\\_B.3d\\_stp.zip](#)

English

By downloading the CAD file I accept and agree to the [Terms and Conditions](#) of use.

---

**Datasheets & Catalog Pages**

[CONNECTOR SELECTOR](#)

English

---

**Product Specifications**

[Application Specification](#)

English

---

**Agency Approvals**

[UL Report](#)

English