

NOTE:

- MATERIAL AND FINISH
SHELL ASSEMBLY: COPPER ALLOY, OUTER SHELL AND COLLECT NUT Cr PLATING, OTHER METALLIC COMPONENTS Ni PLATING
INSULATOR: PEEK
CONTACT: COPPER ALLOY, GOLD PLATING OVER Ni
- DURABILITY: 5000 CYCLES
- PROTECTION INDEX(MATED): IP66/IP68, IP68 ACHIEVED PROVIDING THAT THE CABLE IS PERFECTLY CIRCULAR AND THAT ASSEMBLY PROCESS ENSURES A HIGH INTEGRITY SEAL.
- HUMIDITY: UP TO 95% AT 60°C
- TEMPERATURE: -55°C, +200°C
- RoHS COMPLIANCE

7. PART NO.:

7 R - F 1 K S ** 0 * C 1 * * *

CONTACT POS.
02-16=2pin-16pin

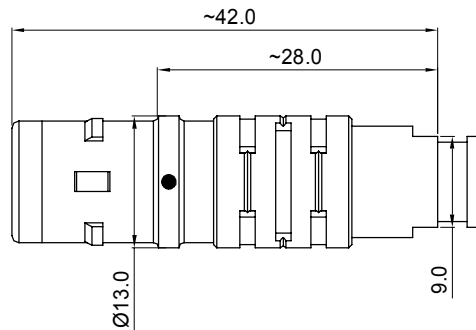
SHELL MATERIAL
0=Brass

CODE	CONTACT TYPE
2	Male Solder Contact
4	Female Solder Contact
C	Crimp Male Contact
M	Crimp Female Contact

COLLET NUT
1=Nut for fitting a bend relief

CABLE OD	
15=OD:	1.3mm-1.5mm
20=OD:	1.6mm-2.0mm
25=OD:	2.1mm-2.5mm
30=OD:	2.6mm-3.0mm
35=OD:	3.1mm-3.5mm
40=OD:	3.6mm-4.0mm
45=OD:	4.1mm-4.5mm
50=OD:	4.6mm-5.0mm
55=OD:	5.1mm-5.5mm
60=OD:	5.6mm-6.0mm
65=OD:	6.1mm-6.5mm

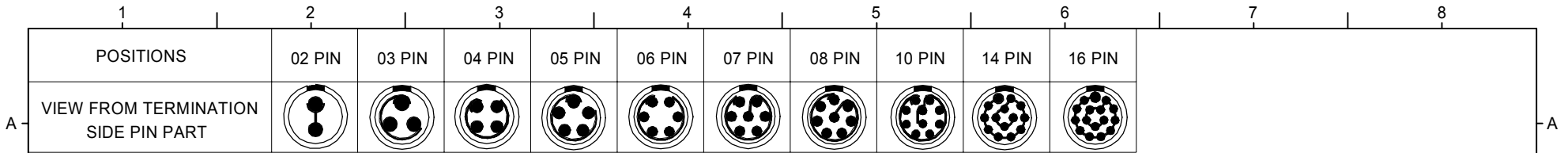
CODE	KEY ANGLES
0	0
A	30°
B	60°
..	..



REV.	DESCRIPTION	DATE
A2	UPDATE DWG	11/04'19
A1	ADD PROTECTION INDEX	05/15'17

UNITS: ■ mm □ inch	SIZE A3	NAME: Snap Latch Metal 1KS Straight Plug	 NEXTRONICS ENGINEERING CORP.								
GENERAL TOLERANCE: (UNLESS SPECIFIED)		PART NO: R-F1KS**0*C1***	TITLE: CUSTOMER DWG.								
4 PLACE	± **	APPD: Alex梁良駒 2019/11/16	DWG NO: 010-0000-B34								
3 PLACE	± 0.1	CHKD: Ken張永 2019/11/16	<table border="1"> <tr> <th>SCALE</th> <th>SHEET</th> <th>REV.</th> </tr> <tr> <td>2/1</td> <td>1/3</td> <td>A2</td> </tr> </table>			SCALE	SHEET	REV.	2/1	1/3	A2
SCALE	SHEET	REV.									
2/1	1/3	A2									
2 PLACE	± 0.3	DRAW: Ellen孫郁婷 2019/11/15									
1 PLACE	± 0.5	DESIGN: Cayley梁思雅 2019/11/14									
ANGLES	X° ± 2%D										

CONFIDENTIAL: THIS DOCUMENT CONTAINED THE INFORMATION IS PROPRIETARY AND CONFIDENTIAL TO Nexttronics Engineering Corp. NO PERSON IS ALLOWED TO USE COPY, PUBLISH OR OTHERWISE DISCLOSE THE INFORMATION TO OTHERS, UNLESS BY THE PRIOR WRITTEN EXPRESS AUTHORIZATION OF Nexttronics Engineering Corp. (C)COPYRIGHT- Nexttronics Engineering Corp.



NOTE:

- MATERIAL AND FINISH
SHELL ASSEMBLY: COPPER ALLOY, OUTER SHELL AND COLLECT NUT Cr PLATING, OTHER METALLIC COMPONENTS Ni PLATING
INSULATOR: PEEK
CONTACT: COPPER ALLOY, GOLD PLATING OVER Ni
 - DURABILITY: 5000 CYCLES
 - PROTECTION INDEX(MATED): IP66/IP68, IP68 ACHIEVED PROVIDING THAT THE CABLE IS PERFECTLY CIRCULAR AND THAT ASSEMBLY PROCESS ENSURES A HIGH INTEGRITY SEAL.
 - HUMIDITY: UP TO 95% AT 60°C
 - TEMPERATURE: -55°C, +200°C
 - RoHS COMPLIANCE
7. PART NO.:

7 R - F 1 K S ** 0 * C 2 * * *

CONTACT POS.
02-16=2pin-16pin

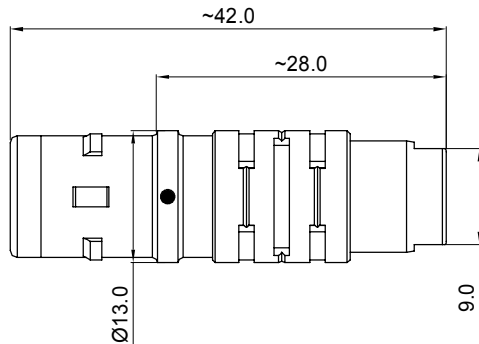
SHELL MATERIAL
0=Brass

CODE	CONTACT TYPE
2	Male Solder Contact
4	Female Solder Contact
C	Crimp Male Contact
M	Crimp Female Contact

COLLET NUT
2=Nut for Standard

CABLE OD
15=OD:1.3mm-1.5mm
20=OD:1.6mm-2.0mm
25=OD:2.1mm-2.5mm
30=OD:2.6mm-3.0mm
35=OD:3.1mm-3.5mm
40=OD:3.6mm-4.0mm
45=OD:4.1mm-4.5mm
50=OD:4.6mm-5.0mm
55=OD:5.1mm-5.5mm
60=OD:5.6mm-6.0mm
65=OD:6.1mm-6.5mm

CODE	KEY ANGLES
0	0
A	30°
B	60°
..	..

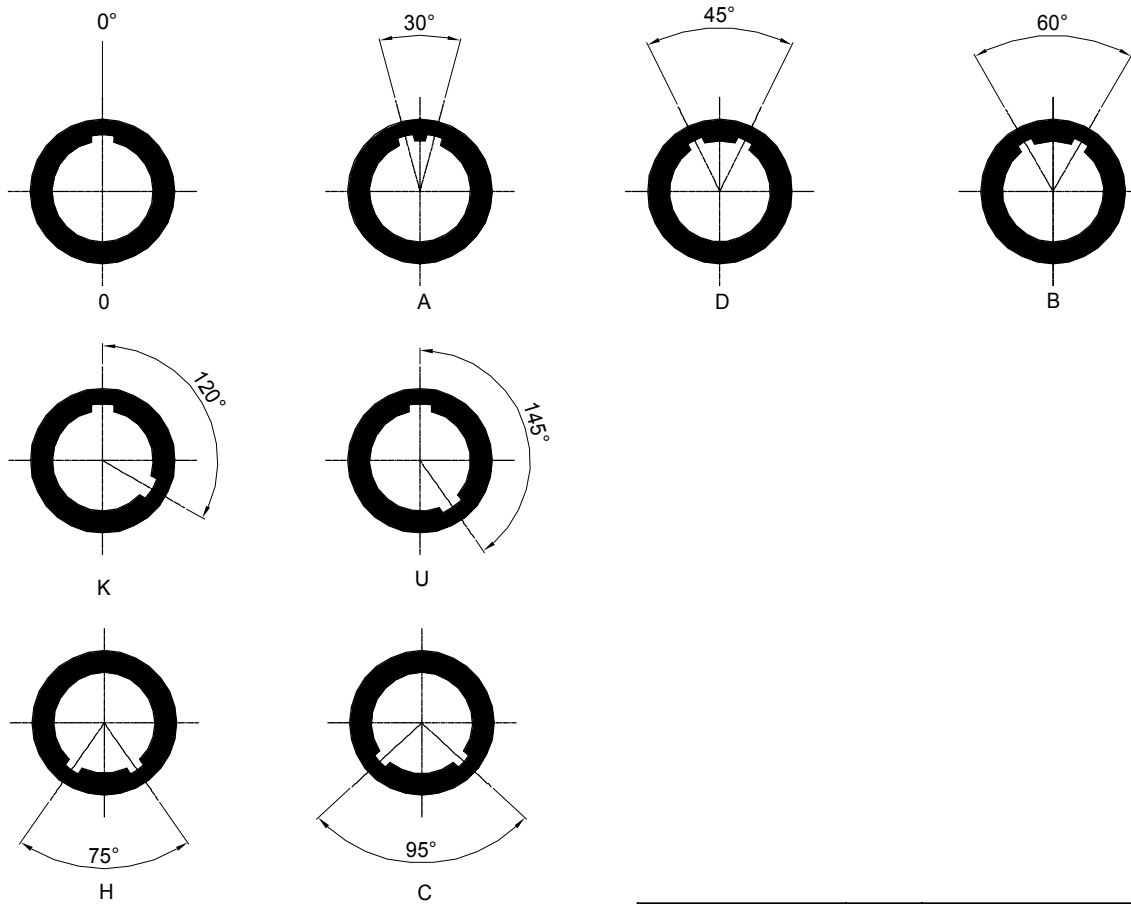


REV.	DESCRIPTION	DATE
A2	UPDATE DWG	11/04'19
A1	ADD PROTECTION INDEX	05/15'17

UNITS: ■ mm □ inch	SIZE A3	NAME: Snap Latch Metal 1KS Straight Plug	 NEXTRONICS ENGINEERING CORP.								
GENERAL TOLERANCE: (UNLESS SPECIFIED)		PART NO: R-F1KS**0*C2***	TITLE: CUSTOMER DWG.								
4 PLACE	± **	mm	APPD: Alex梁良駒	2019/11/16	DWG NO: 010-0000-B34						
3 PLACE	± 0.1	inch	CHKD: Ken張永	2019/11/16							
2 PLACE	± 0.3	mm	DRAW: Ellen孫郁婷	2019/11/15	<table border="1"> <tr> <th>SCALE</th> <th>SHEET</th> <th>REV.</th> </tr> <tr> <td>2/1</td> <td>2/3</td> <td>A2</td> </tr> </table>	SCALE	SHEET	REV.	2/1	2/3	A2
SCALE	SHEET	REV.									
2/1	2/3	A2									
1 PLACE	± 0.5	inch	DESIGN: Cayley梁思雅	2019/11/14							
ANGLES	X° ± 2°										

CONFIDENTIAL: THIS DOCUMENT CONTAINED THE INFORMATION IS PROPRIETARY AND CONFIDENTIAL TO Nexttronics Engineering Corp. NO PERSON IS ALLOWED TO USE COPY, PUBLISH OR OTHERWISE DISCLOSE THE INFORMATION TO OTHERS, UNLESS BY THE PRIOR WRITTEN EXPRESS AUTHORIZATION OF Nexttronics Engineering Corp. (C)COPYRIGHT- Nexttronics Engineering Corp.

KEY ANGLES (RECEPTACLE FRONT VIEW):



A2	UPDATE DWG	11/04'19
A1	ADD PROTECTION INDEX	05/15'17
REV.	DESCRIPTION	DATE

UNITS: ■ mm □ inch	SIZE A3	NAME: Snap Latch Metal 1KS Straight Plug	 NEXTRONICS ENGINEERING CORP.								
GENERAL TOLERANCE: (UNLESS SPECIFIED)		PART NO: R-F1KS**0*C1***	TITLE: CUSTOMER DWG.								
4 PLACE	± **	mm	APPD: Alex梁良駒	2019/11/16	DWG NO: 010-0000-B34						
3 PLACE	± 0.1	inch	CHKD: Ken張永	2019/11/16							
2 PLACE	± 0.3	mm	DRAW: Ellen孫郁婷	2019/11/15	<table border="1"> <tr> <td>SCALE</td> <td>SHEET</td> <td>REV.</td> </tr> <tr> <td>2/1</td> <td>3/3</td> <td>A2</td> </tr> </table>	SCALE	SHEET	REV.	2/1	3/3	A2
SCALE	SHEET	REV.									
2/1	3/3	A2									
1 PLACE	± 0.5	inch	DESIGN: Cayley梁思雅	2019/11/14							
ANGLES	X° ± 2°										

CONFIDENTIAL: THIS DOCUMENT CONTAINED THE INFORMATION IS PROPRIETARY AND CONFIDENTIAL TO Nexttronics Engineering Corp. NO PERSON IS ALLOWED TO USE COPY, PUBLISH OR OTHERWISE DISCLOSE THE INFORMATION TO OTHERS, UNLESS BY THE PRIOR WRITTEN EXPRESS AUTHORIZATION OF Nexttronics Engineering Corp. (C)COPYRIGHT- Nexttronics Engineering Corp.