

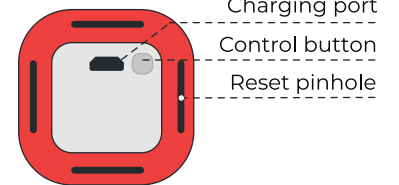
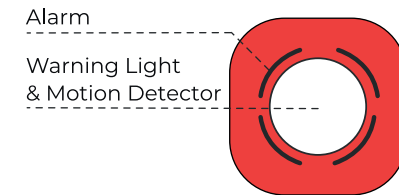


mimic

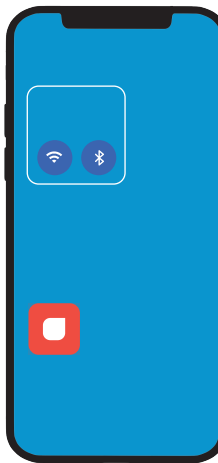
mimic<sup>GO</sup>™

Keep it Safe with Mimic GO™

### Get to know your Mimic GO.



### Let's get you started in 4 easy steps.



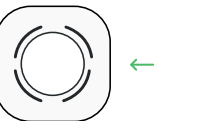
#### 1. Phone settings.

Make sure your Bluetooth is turned on and you are connected to the Internet.

#### 2. Download the App.

Download the **Smart Mimic** App to your phone.

[www.smartmimic.com/app](http://www.smartmimic.com/app)



#### 3. Sign-in to the App.

Use any of the sign-in choices provided. If you already own a Mimic GO, just make sure you are signed in.

#### 4. Connect Mimic GO.

Hold Mimic GO near your phone. Press the *Connect* button that slides up on the App display.



353 Sacramento St. Suite 1812  
San Francisco, CA, 94111, USA.

Support  
[smartmimic.com/contact-us](http://smartmimic.com/contact-us)

Smart Mimic, Mimic GO, Mimic HUG and the logos are the trademarks of Smart Mimic, Inc.

© Copyright 2021 Smart Mimic, Inc. All rights reserved.

SM-HW-BR-GO-01  
Layout Version: 2.0.3



**Secure Door, Room, Dorm**

Use Mimic GO with the included Mimic HUG to attach it to a door, window or gate.

Use the **Power** icon (🔌) in the App to activate the 'Door' mode for your Mimic GO.

When activating Mimic GO, choose how you want to be notified (via Alarm, Warning Light, and/or Notify Phone.)

Once activated, any movement such as an opening door will trigger the sensors and your Mimic GO will notify you via mobile App and set off (optional) alarm and warning light.

You can deactivate Mimic GO from the **Power** icon (🔌) in your App.



**Secure Gear, even on the Go.**

Just place your Mimic GO on your backpack, gear, luggage or other valuables.

Use the **Power** icon (🔌) in the App to activate the 'Belongings' mode for your Mimic GO.

When activating Mimic GO, choose how you want to be notified (via Alarm, Warning Light, and/or Notify Phone.)

Once activated, any movement that shifts the object Mimic GO is placed on, will be detected and Mimic GO will notify you via the mobile App, and (optional) set off the alarm and warning light.

You can deactivate Mimic GO from the **Power** icon (🔌) in your App.



**Secure Desk, Garage or Shared Office.**


Mimic GO can detect human presence and help secure your desk, room, garage or shared office.

Use the **Power** icon (🔌) in the App to activate the 'Motion' mode for your Mimic GO.

When activating Mimic GO, choose how you want to be notified (via Alarm, Warning Light, and/or Notify Phone.)

Place Mimic GO in the area to be monitored. Activate Mimic GO after you leave the area. Once activated, anyone entering the monitored space will be detected by your Mimic GO and set off an (optional) alarm and warning light and notify you via the mobile App.

Deactivate Mimic GO from the **Power** icon (🔌) in your App.



**Note:** Please follow these instructions when using the Mimic GO on a sliding door. Place the Mimic GO on door and attach the included magnet (adhesive back) to the door frame so that when the door is closed, the Mimic GO and the magnet are no further than 5 inches (12cm) from each other.