


**Data sheet | Item number: 734-238**

THT male header; 1.0 x 1.0 mm solder pin; straight; 100% protected against mismatching; Pin spacing 3.81 mm; 8-pole; orange

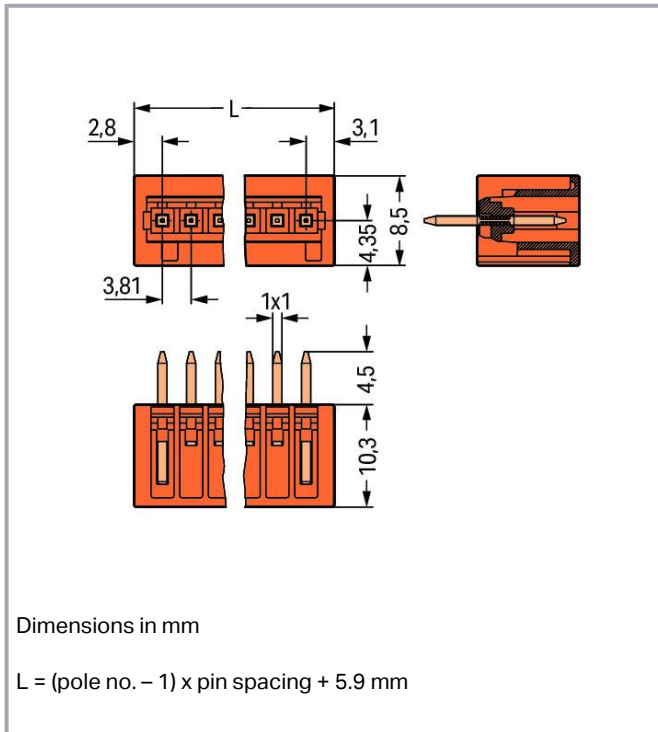
[www.wago.com/734-238](http://www.wago.com/734-238)



Subject to changes. Please also observe the further product documentation!

WAGO GmbH & Co. KG  
Hansastr. 27  
32423 Minden  
Phone: +49571 887-0 | Fax: +49571 887-169  
Email: [info.de@wago.com](mailto:info.de@wago.com) | Web: [www.wago.com](http://www.wago.com)

Do you have any questions about our products?  
We are always happy to take your call at +49 (571) 887-44222.



## Item description

- Horizontal or vertical PCB mounting via straight or angled solder pins
- 100% protected against mismatching; only mating halves with the same number of poles can be connected together
- Coding option available

## Data

### Notes

#### Safety information

The *MCS – MULTI CONNECTION SYSTEM* includes connectors without breaking capacity in accordance with DIN EN 61984. When used as intended, these connectors must not be connected /disconnected when live or under load. When used as intended, these connectors must not be connected/disconnected when live or under load. The circuit design should ensure header pins, which can be touched, are not live when unmated.

#### Variants:

Other pole numbers  
Gold-plated or partially gold-plated contact surfaces  
Other versions (or variants) can be requested from WAGO Sales or configured at <https://configurator.wago.com/>.

## Electrical data

Subject to changes. Please also observe the further product documentation!

WAGO GmbH & Co. KG  
Hansastr. 27  
32423 Minden  
Phone: +49571 887-0 | Fax: +49571 887-169  
Email: [info.de@wago.com](mailto:info.de@wago.com) | Web: [www.wago.com](http://www.wago.com)

Do you have any questions about our products?  
We are always happy to take your call at +49 (571) 887-44222.



### Ratings per IEC/EN

Ratings per	IEC/EN 60664-1
Nominal voltage (III/3)	160 V
Rated impulse voltage (III/3)	2.5 kV
Rated voltage (III/2)	160 V
Rated impulse voltage (III/2)	2.5 kV
Nominal voltage (II/2)	320 V
Rated surge voltage (II/2)	2.5 kV
Rated current	10 A
Legend (ratings)	(III / 2) $\triangleq$ Overvoltage category III / Pollution degree 2

### Ratings per UL 1059

Approvals per	UL 1059
Rated voltage UL (Use Group B)	300 V
Rated current UL (Use Group B)	10 A
Rated voltage UL (Use Group D)	300 V
Rated current UL (Use Group D)	10 A

### Ratings per CSA

Approvals per	CSA
Rated voltage CSA (Use Group B)	300 V
Rated current CSA (Use Group B)	10 A
Rated voltage CSA (Use Group D)	300 V
Rated current CSA (Use Group D)	10 A

### Connection data

Total number of potentials	8
Number of connection types	1
Number of levels	1

### Connection 1

Pole number	8
-------------	---

### Physical data

Pin spacing	3.81 mm / 0.15 inches
-------------	-----------------------

Subject to changes. Please also observe the further product documentation!



Width	32.57 mm / 1.282 inches
Height	14.8 mm / 0.583 inches
Height from the surface	10.3 mm / 0.406 inches
Depth	8.5 mm / 0.335 inches
Solder pin length	4.5 mm
Solder pin dimensions	1 x 1 mm
Drilled hole diameter with tolerance	1.4 <sup>(+0.1)</sup> mm

### Mechanical Data

Variable coding	Yes
Anti-rotation protection	Yes

### Plug-in connection

Contact type (pluggable connector)	Male connector/plug
Connector (connection type)	for PCB
Mismating protection	Yes
Plugging without loss of pin spacing	No
Mating direction to the PCB	90 °
Locking of plug-in connection	none

### PCB contact

PCB contact	THT
Solder pin arrangement	over the entire male connector (in-line)
Number of solder pins per potential	1

### Material Data

Note (material data)	Information on material specifications can be found here
Color	orange
Material group	I
Insulation material	Polyamide (PA66)
Flammability class per UL94	V0
Contact material	Electrolytic copper (E <sub>Cu</sub> )
Contact plating	Tin
Fire load	0.034 MJ

Subject to changes. Please also observe the further product documentation!

Weight	2 g
--------	-----

### Environmental requirements

Limit temperature range	-60 ... +100 °C
Processing temperature	-35 ... +60 °C

### Commercial data



Product Group	3 (Multi Conn. System)
eCl@ss 10.0	27-44-04-02
eCl@ss 9.0	27-44-04-02
ETIM 8.0	EC002637
ETIM 7.0	EC002637
PU (SPU)	100 pcs
Packaging type	Box
Country of origin	DE
GTIN	4044918847933
Customs tariff number	85366990990

### Environmental Product Compliance

RoHS Compliance Status	Compliant, No Exemption
------------------------	-------------------------

### Approvals / Certificates

#### General approvals

Logo	Approval	Additional Approval Text	Certificate name
	<b>CB</b> DEKRA Certification B.V.	EN 61984	NL-54190
	<b>KEMA/KEUR</b> DEKRA Certification B.V.	EN 61984	71- 105522
	<b>UL</b> Underwriters Laboratories Inc.	UL 1977	E 45171

### Declarations of conformity and manufacturer's declarations

Logo	Approval	Additional Approval Text	Certificate name
------	----------	--------------------------	------------------

Subject to changes. Please also observe the further product documentation!





Railway  
WAGO GmbH & Co. KG






-

Railway  
Ready


### Approvals for marine applications

Logo	Approval	Additional Approval Text	Certificate name
	<b>DNV GL</b> Det Norske Veritas, Germanischer Lloyd	-	TAE000016Z
	<b>LR</b> Lloyds Register	IEC 61984	96/20035 (E5)

### Counterpart

	<b>Item no.734-208</b> 1-conductor female connector; CAGE CLAMP®; 1.5 mm²; Pin spacing 3.81 mm; 8-pole; 100% protected against mismatching; 1,50 mm²; orange	<a href="http://www.wago.com/734-208">www.wago.com/734-208</a>
	<b>Item no.2734-208</b> 1-conductor female connector; push-button; Push-in CAGE CLAMP®; 1.5 mm²; Pin spacing 3.81 mm; 8-pole; 100% protected against mismatching; 1,50 mm²; orange	<a href="http://www.wago.com/2734-208">www.wago.com/2734-208</a>
	<b>Item no.2734-208/031-000</b> 1-conductor female connector; push-button; Push-in CAGE CLAMP®; 1.5 mm²; Pin spacing 3.81 mm; 8-pole; 100% protected against mismatching; clamping collar; 1,50 mm²; orange	<a href="http://www.wago.com/2734-208/031-000">www.wago.com/2734-208/031-000</a>
	<b>Item no.2734-208/037-000</b> 1-conductor female connector; push-button; Push-in CAGE CLAMP®; 1.5 mm²; Pin spacing 3.81 mm; 8-pole; 100% protected against mismatching; Lateral locking levers; 1,50 mm²; orange	<a href="http://www.wago.com/2734-208/037-000">www.wago.com/2734-208/037-000</a>
	<b>Item no.734-208/037-000</b> 1-conductor female connector; CAGE CLAMP®; 1.5 mm²; Pin spacing 3.81 mm; 8-pole; 100% protected against mismatching; Lateral locking levers; 1,50 mm²; orange	<a href="http://www.wago.com/734-208/037-000">www.wago.com/734-208/037-000</a>

### Optional accessories

Coding		
Coding		
	<b>Item no.: 734-159</b> Coding key; to be snapped above top level; black	<a href="http://www.wago.com/734-159">www.wago.com/734-159</a>

**Item no.: 734-130**

Subject to changes. Please also observe the further product documentation!



Coding key; to be snapped above top level; white

## Downloads

### Documentation

#### Additional Information

Technical Section	2019 Apr 3	pdf	Download
Technical explanations		2.0 MB	

## CAD/CAE-Data

### PCB Design

Symbol and Footprint 734-238	URL	Download
------------------------------	-----	----------

CAX data for your PCB design, consisting of "schematic symbols and PCB footprints", allow easy integration of the WAGO component into your development environment.

#### Supported formats:

- Accel EDA 14 & 15
- Altium 6 to current version
- Cadence Allegro
- DesignSpark
- Eagle Libraries
- KiCad
- Mentor Graphics BoardStation
- Mentor Graphics Design Architect
- Mentor Graphics Design Expedition 99 and 2000
- OrCAD 9.X PCB and Capture
- PADS PowerPCB 3, 3.5, 4.X, and 5.X
- PADS PowerPCB and PowerLogic 3.0
- PCAD 2000, 2001, 2002, 2004, and 2006
- Pulsonix 8.5 or newer
- STL
- 3D STEP
- TARGET 3001!
- View Logic ViewDraw
- Quadcept

Subject to changes. Please also observe the further product documentation!

WAGO GmbH & Co. KG

Hansastr. 27

32423 Minden

Phone: +49571 887-0 | Fax: +49571 887-169

Email: [info.de@wago.com](mailto:info.de@wago.com) | Web: [www.wago.com](http://www.wago.com)

Do you have any questions about our products?

We are always happy to take your call at +49 (571) 887-44222.

- Zuken CadStar 3 and 4
- Zuken CR-5000 and CR-8000

PCB Component Libraries (EDA), PCB CAD Library Ultra Librarian

---

#### CAE data

ZUKEN Portal 734-238	<a href="#">URL</a>	<a href="#">Download</a>
----------------------	---------------------	--------------------------

---

EPLAN Data Portal 734-238	<a href="#">URL</a>	<a href="#">Download</a>
---------------------------	---------------------	--------------------------

---

#### CAD data

2D/3D Models 734-238	<a href="#">URL</a>	<a href="#">Download</a>
----------------------	---------------------	--------------------------

---

## Environmental Product Compliance

### Compliance Search


Environmental Product Compliance 734-238	<a href="#">URL</a>	<a href="#">Download</a>
--	---------------------	--------------------------

THT male header; 1.0 x 1.0 mm solder pin; straight; 100% protected against mismatching; Pin spacing 3.81 mm; 8-pole; orange

---

## Installation Notes

### Coding



Coding a male header – fitting coding key(s).

## Product family

### MCS MINI

[Show all products from the family](#)

Subject to changes. Please also observe the further product documentation!

---