



MBR1040HEWS

SCHOTTKY BARRIER DIODE

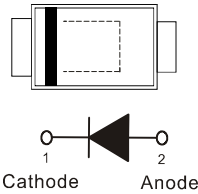
VOLTAGE 40 Volt **CURRENT** 1 Ampere

FEATURES

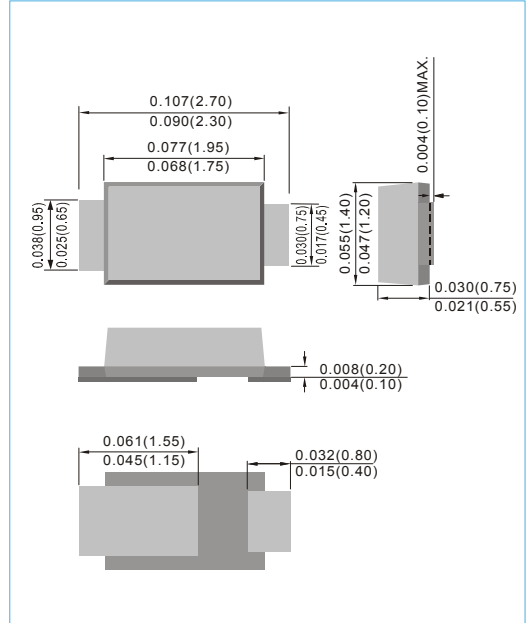
- SOD-323HE low profile package
- Low forward voltage drop, low reverse current
- High Efficiency
- Lead free in compliance with EU RoHS 2011/65/EU directive
- Green molding compound as per IEC61249 Std. . (Halogen Free)

APPLICATIONS

- Case: SOD-323HE, Plastic
- Terminals: Solder plated, solderable per MIL-STD-750, Method 2026
- Approx. Weight: 0.0002 ounces, 0.005 grams
- Marking : KC



SOD-323HE Unit : inch(mm)



ABSOLUTE MAXIMUM RATINGS (T_A=25°C unless otherwise noted)

PARAMETER	SYMBOL	VALUE	UNITS
Recurrent Peak Reverse Voltage	V _{RRM}	40	V
RMS Voltage	V _{RMS}	28	V
DC Blocking Voltage	V _R	40	V
Average Rectified Output Current	I _{F(AV)}	1	A
Peak Forward Surge Current: 8.3ms single half sine-wave superimposed on rated load	I _{FSM}	22	A
Typical Thermal Resistance ,Junction to Lead (Note 1)	R _{θJL}	40	°C/W
Junction to Ambiente (Note 2)	R _{θJA}	280	°C/W
Operating junction temperature range and Storage temperature range	T _J , T _{STG}	-55 to + 150	°C

Note :

1. Mounted on an FR-4 PCB , single-sided copper , with 48cm² copper pad area.
2. Mounted on an FR-4 PCB , single-sided copper , mini pad.



MBR1040HEWS

ELECTRICAL CHARACTERISTICS (T_A=25°C unless otherwise noted)

PARAMETER	SYMBOL	TEST CONDITIONS	MIN.	TYP.	MAX.	UNITS
Breakdown voltage	V _{BR}	I _R =1mA T _A =25°C	40	-	-	V
Instantaneous forward voltage	V _F	I _F =0.7A I _F =1A T _A =25°C	-	0.49 0.52	- 0.58	V
		I _F =0.7A I _F =1A T _A =125°C	-	0.4 0.44	- -	V
Reverse current	I _R	V _R =32V T _A =25°C	-	0.8	-	μA
		V _R =40V T _A =25°C T _A =125°C	- -	- 0.8	50 -	μA mA

RATING AND CHARACTERISTIC CURVES

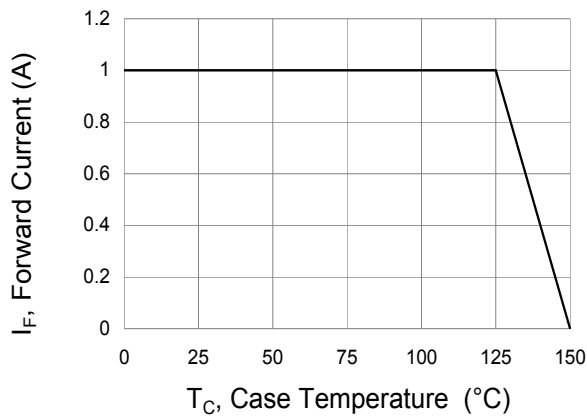


Fig.1 Forward Current Derating Curve

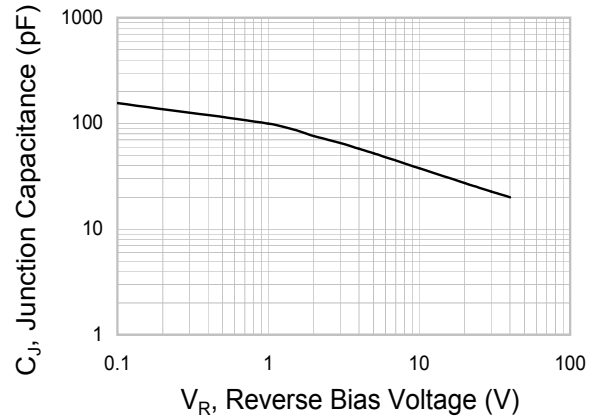


Fig.2 Typical Junction Capacitance

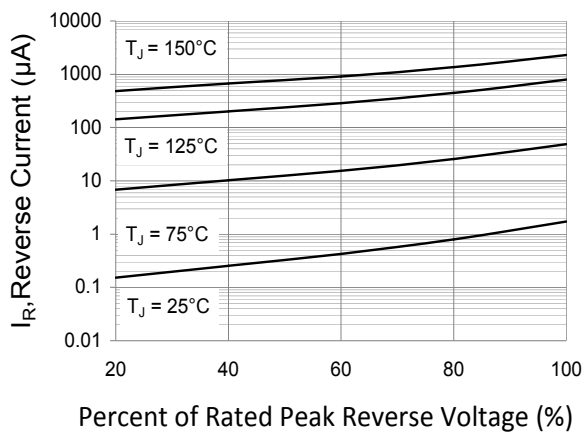


Fig.3 Typical Reverse Characteristics

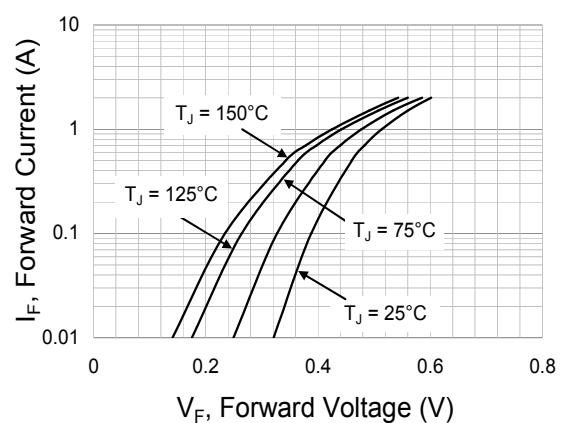
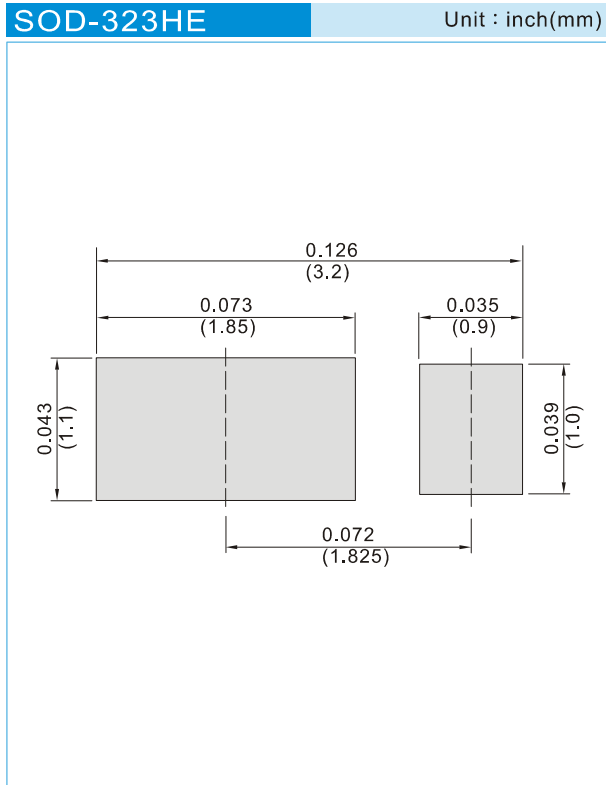


Fig.4 Typical Forward Characteristics



MBR1040HEWS

MOUNTING PAD LAYOUT



ORDER INFORMATION

- Packing information
T/R - 12K per 13" plastic Reel
T/R - 5K per 7" plastic Reel



MBR1040HEWS

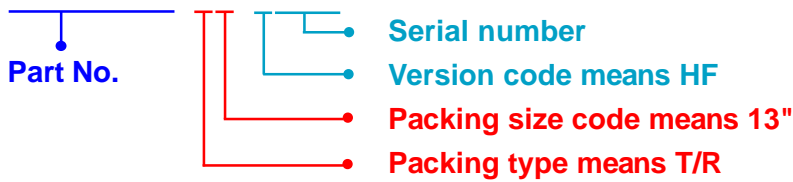
Part No_packing code_Version

MBR1040HEWS_R1_00001

MBR1040HEWS_R2_00001

For example :

RB500V-40_R2_00001



Packing Code XX				Version Code XXXXX		
Packing type	1 st Code	Packing size code	2 nd Code	HF or RoHS	1 st Code	2 nd ~5 th Code
Tape and Ammunition Box (T/B)	A	N/A	0	HF	0	serial number
Tape and Reel (T/R)	R	7"	1	RoHS	1	serial number
Bulk Packing (B/P)	B	13"	2			
Tube Packing (T/P)	T	26mm	X			
Tape and Reel (Right Oriented) (TRR)	S	52mm	Y			
Tape and Reel (Left Oriented) (TRL)	L	PANASERT T/B CATHODE UP (PBCU)	U			
FORMING	F	PANASERT T/B CATHODE DOWN (PBCD)	D			



MBR1040HEWS

Disclaimer

- Reproducing and modifying information of the document is prohibited without permission from Panjit International Inc..
- Panjit International Inc. reserves the rights to make changes of the content herein the document anytime without notification. Please refer to our website for the latest document.
- Panjit International Inc. disclaims any and all liability arising out of the application or use of any product including damages incidentally and consequentially occurred.
- Panjit International Inc. does not assume any and all implied warranties, including warranties of fitness for particular purpose, non-infringement and merchantability.
- Applications shown on the herein document are examples of standard use and operation. Customers are responsible in comprehending the suitable use in particular applications. Panjit International Inc. makes no representation or warranty that such applications will be suitable for the specified use without further testing or modification.
- The products shown herein are not designed and authorized for equipments requiring high level of reliability or relating to human life and for any applications concerning life-saving or life-sustaining, such as medical instruments, transportation equipment, aerospace machinery et cetera. Customers using or selling these products for use in such applications do so at their own risk and agree to fully indemnify Panjit International Inc. for any damages resulting from such improper use or sale.
- Since Panjit uses lot number as the tracking base, please provide the lot number for tracking when complaining.