

Printed-circuit board connector - DFK-MSTBA 2,5/ 2-GF-5,08 - 1898981

Please be informed that the data shown in this PDF Document is generated from our Online Catalog. Please find the complete data in the user's documentation. Our General Terms of Use for Downloads are valid (<http://phoenixcontact.com/download>)



Feed-through header, nominal current: 12 A, number of positions: 2, pitch: 5.08 mm, color: green, contact surface: Tin, mounting: Wave soldering

The figure shows a 10-position version of the product

Your advantages

- ✓ Cable connection on the inside of the device enables flexible positioning of the panel feed-through
- ✓ Free choice – permanent solder connection or standardized slip-on connection
- ✓ Maximum flexibility when it comes to device design – one header for connectors with different connection technologies
- ✓ Screwable flange for superior mechanical stability



Key Commercial Data

Packing unit	50 pc
GTIN	
GTIN	4017918186456

Technical data

Dimensions

Length [l]	12 mm
Width	39.92 mm
Pitch	5.08 mm
Dimension a	5.08 mm
Width [w]	39.92 mm
Height [h]	18.2 mm
Height	18.2 mm
Length of the solder pin	3.2 mm
Pin dimensions	1 x 1 mm
Length	12 mm

General

Printed-circuit board connector - DFK-MSTBA 2,5/ 2-GF-5,08 - 1898981

Technical data

General

Range of articles	DFK-MSTBA 2,5/..-GF
Insulating material group	IIIa
Rated surge voltage (III/3)	4 kV
Rated surge voltage (III/2)	4 kV
Rated surge voltage (II/2)	4 kV
Rated voltage (III/3)	250 V
Rated voltage (III/2)	320 V
Rated voltage (II/2)	400 V
Connection in acc. with standard	EN-VDE
Nominal current I _N	12 A
Maximum load current	12 A
Insulating material	PBT
Flammability rating according to UL 94	V0
Color	green
Number of positions	2

Standards and Regulations

Connection in acc. with standard	EN-VDE
	CUL
Flammability rating according to UL 94	V0

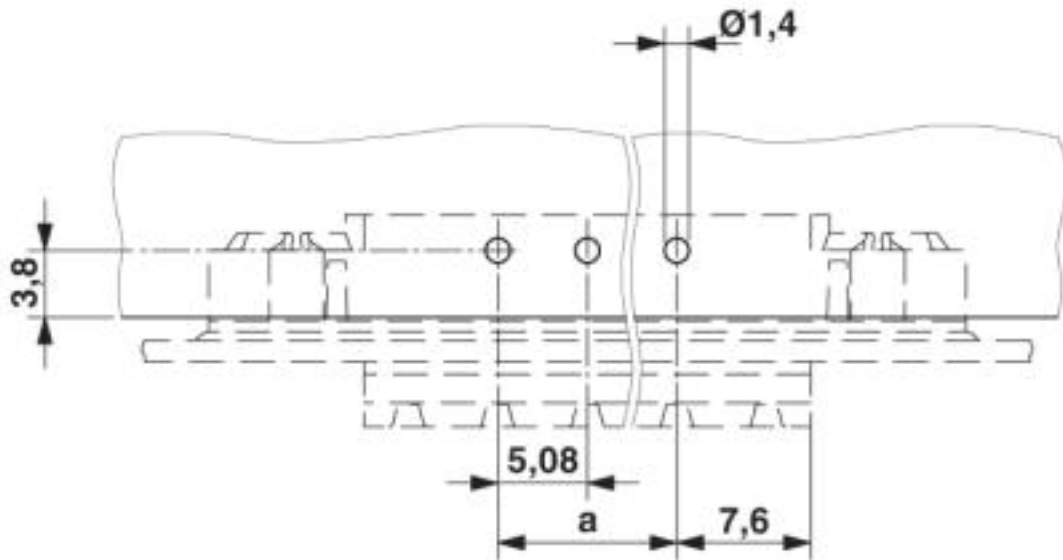
Environmental Product Compliance

	Lead 7439-92-1
China RoHS	Environmentally Friendly Use Period = 50
	For details about hazardous substances go to tab "Downloads", Category "Manufacturer's declaration"

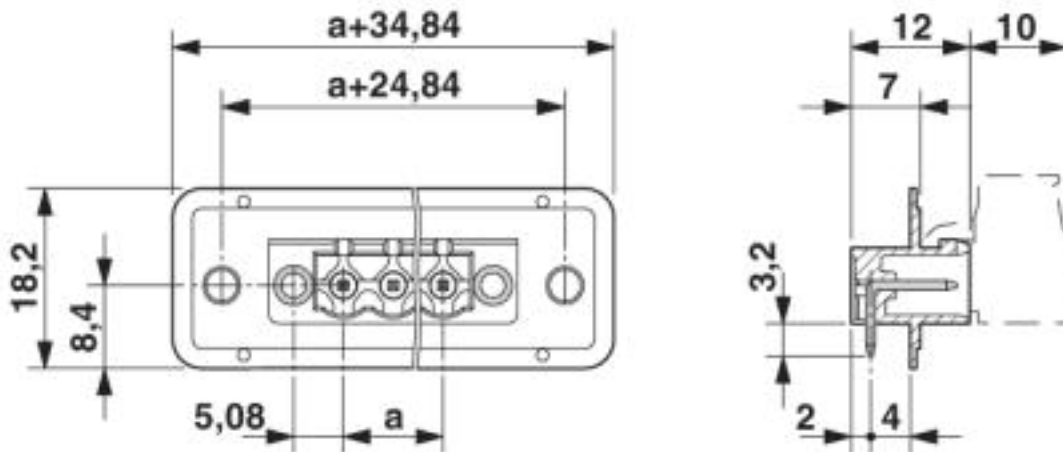
Drawings

Printed-circuit board connector - DFK-MSTBA 2,5/ 2-GF-5,08 - 1898981

Drilling diagram

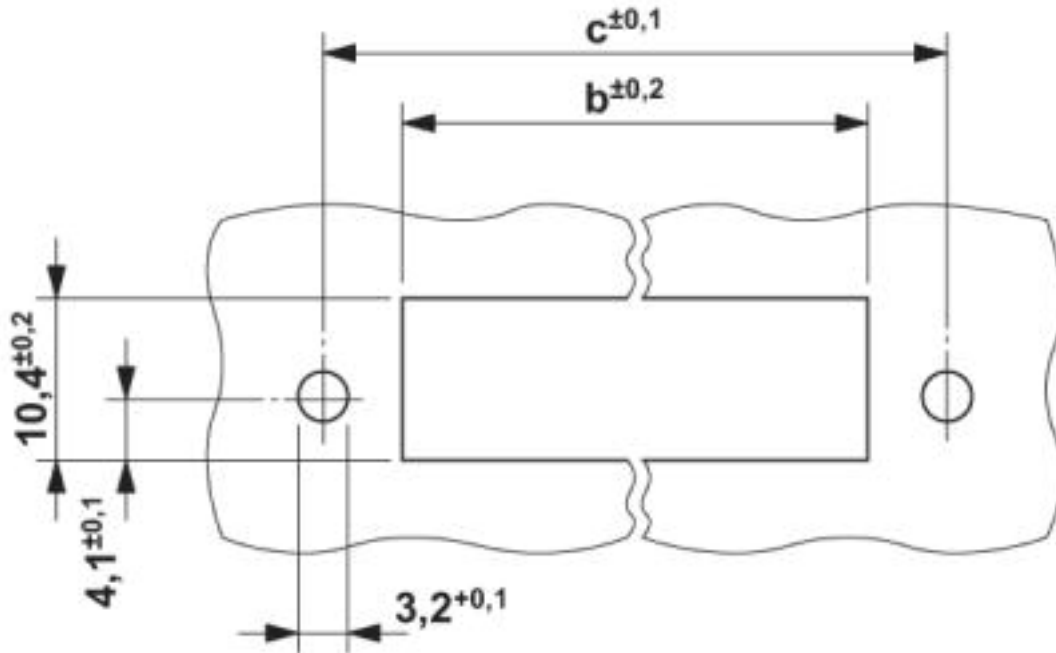


Dimensional drawing



Printed-circuit board connector - DFK-MSTBA 2,5/ 2-GF-5,08 - 1898981

Dimensional drawing



Dimension b: 10.49 mm + (no. of pos. x 5.08 mm)
 Dimension c: Dim. b + 9.27 mm

Approvals

Approvals

Approvals

IECEE CB Scheme / VDE Gutachten mit Fertigungsüberwachung / EAC / cULus Recognized


Ex Approvals


Approval details


IECEE CB Scheme	CB scheme	http://www.iecee.org/	DE1-60988-B1B2
Nominal voltage UN	250 V		
Nominal current IN	12 A		

Printed-circuit board connector - DFK-MSTBA 2,5/ 2-GF-5,08 - 1898981

Approvals

VDE Gutachten mit Fertigungsüberwachung		http://www2.vde.com/de/Institut/Online-Service/ VDE-gepruefteProdukte/Seiten/Online-Suche.aspx	40004701
Nominal voltage UN		250 V	
Nominal current IN		12 A	

EAC		B.01742
-----	---	---------

cULus Recognized		http://database.ul.com/cgi-bin/XYV/template/LISEXT/1FRAME/index.htm	E60425-19931011
	B	D	
Nominal voltage UN	300 V	300 V	
Nominal current IN	15 A	10 A	

Phoenix Contact 2019 © - all rights reserved
<http://www.phoenixcontact.com>

PHOENIX CONTACT GmbH & Co. KG
 Flachsmarktstr. 8
 32825 Blomberg
 Germany
 Tel. +49 5235 300
 Fax +49 5235 3 41200
<http://www.phoenixcontact.com>