

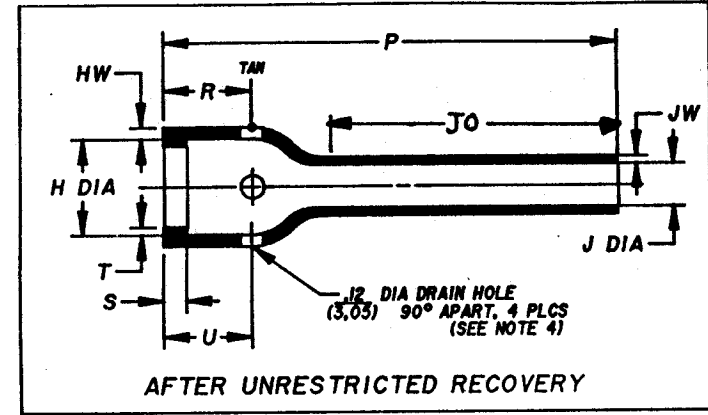
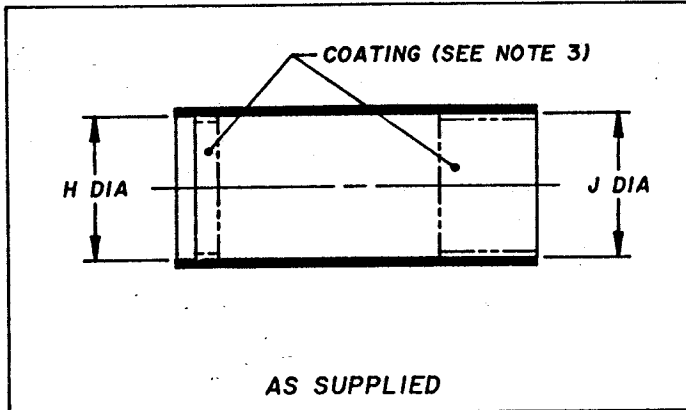
Thermofit[®] Molded Parts Specification Control Drawing

If this document is printed it becomes uncontrolled.
Check with the web for latest revision.

LIMITED DISTRIBUTION

NOTES

- ALL DIMENSIONS ARE IN $\frac{\text{INCHES}}{\text{(MILLIMETERS)}}$
- DIMENSIONS APPEARING IN TABLE ARE AS FOLLOWS:
a - AS SUPPLIED
b - AFTER UNRESTRICTED RECOVERY
- COATING IS OPTIONAL. AS SUPPLIED DIMENSIONS APPEARING IN TABLE ARE FOR UNCOATED PARTS. WHEN COATING IS ADDED, ENTRY DIAMETERS WILL BE REDUCED BY .06 MAX.



- DRAIN HOLES ADDED.

TABLE OF DIMENSIONS

PART NUMBER	H		J			P ±10% b	JO ±10% b	R Ref b	S Ref b	T Ref b	U ±10% b	HW ±20% b	JW ±20% b
	Min a b	Max b	Min a b	Min a b	Max b								
202D211-X-09	.88 (22,4)	.45 (11,4)	.88 (22,4)	.55 (14,0)	.25 (6,4)	4.17 (105,9)	3.40 (86,4)	.46 (11,7)	.12 (3,0)	.04 (1,0)	.47 (11,9)	.06 (1,52)	.045 (1,14)
202D221-X-09	1.01 (25,7)	.59 (15,0)	1.01 (25,7)	.63 (16,0)	.29 (7,4)	4.77 (121,2)	3.88 (98,6)	.48 (12,2)	.12 (3,0)	.04 (1,0)	.47 (11,9)	.06 (1,52)	.045 (1,14)
202D232-X-09	1.16 (29,5)	.74 (18,8)	1.16 (29,5)	.72 (18,3)	.33 (8,4)	5.46 (138,7)	4.44 (112,8)	.48 (12,2)	.12 (3,0)	.04 (1,0)	.47 (11,9)	.07 (1,78)	.045 (1,14)
202D242-X-09	1.34 (34,0)	.90 (22,9)	1.34 (34,0)	.84 (21,3)	.38 (9,7)	6.28 (159,5)	5.15 (130,8)	.48 (12,2)	.12 (3,0)	.04 (1,0)	.47 (11,9)	.07 (1,78)	.045 (1,14)
202D253-X-09	1.47 (37,3)	1.16 (29,5)	1.47 (37,3)	.91 (23,1)	.41 (10,4)	7.00 (177,8)	5.60 (142,2)	.55 (14,0)	.12 (3,0)	.065 (1,65)	.47 (11,9)	.08 (2,0)	.045 (1,14)
202D263-X-09	1.72 (43,7)	1.34 (34,0)	1.72 (43,7)	1.07 (27,2)	.48 (12,2)	8.00 (203,2)	6.42 (163,1)	.60 (15,2)	.12 (3,0)	.065 (1,65)	.47 (11,9)	.08 (2,0)	.045 (1,14)
202D274-X-09	1.97 (50,0)	1.62 (41,2)	1.97 (50,0)	1.24 (31,5)	.56 (14,2)	8.00 (203,2)	6.21 (157,7)	.60 (15,2)	.12 (3,0)	.065 (1,65)	.47 (11,9)	.09 (2,3)	.055 (1,40)
202D285-X-09	2.47 (62,7)	1.85 (47,0)	2.47 (62,7)	1.54 (39,1)	.69 (17,5)	8.00 (203,2)	6.03 (153,2)	.63 (16,0)	.12 (3,0)	.08 (2,0)	.63 (16,0)	.10 (2,5)	.055 (1,40)
202D296-X-09	2.73 (69,3)	2.35 (59,7)	2.73 (69,3)	1.70 (43,2)	.77 (19,6)	8.00 (203,2)	5.64 (143,3)	.63 (16,0)	.12 (3,0)	.08 (2,0)	.63 (16,0)	.10 (2,5)	.055 (1,40)
202D299-X-09	3.22 (81,8)	2.64 (67,1)	3.22 (81,8)	2.01 (51,1)	.90 (22,9)	8.00 (203,2)	5.45 (138,4)	.63 (16,0)	.12 (3,0)	.08 (2,0)	.63 (16,0)	.10 (2,5)	.055 (1,40)

Raychem

RAYCHEM CORPORATION
300 CONSTITUTION DRIVE
MENLO PARK, CALIFORNIA 94025
(415) 361-6055

Revision : A Part Number : 202D2XX-X-09
Date : 06-06-85 Description : BOOT, STRAIGHT, WITH LIP

If this document is printed it becomes uncontrolled.
Check with the web for latest revision.

Thermofit[®] Molded Parts

Specification Control Drawing

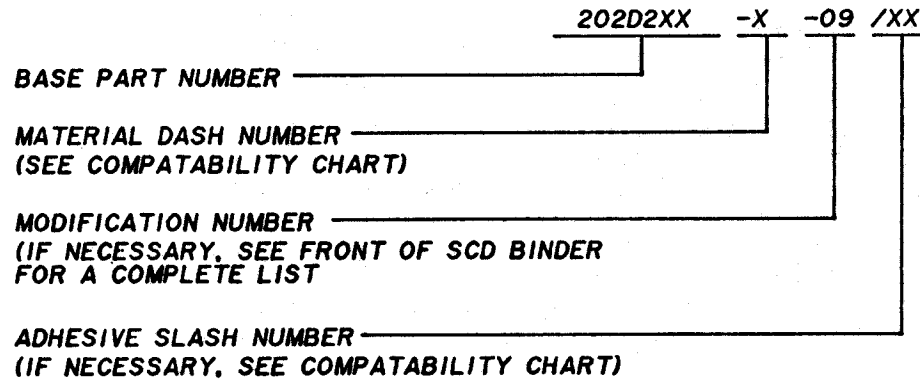
Part Number : 202D2XX-X-09

Description : BOOT, STRAIGHT, WITH LIP

LIMITED DISTRIBUTION

COMPATABILITY CHART					
MATERIAL DASH NO.	MATERIAL DESCRIPTION	RT SPEC	COATING SLASH NO.	COATING S NO.	COATING DESCRIPTION
-3	Polyolefin, semi-rigid	RT-301	/42, /86, /87	S-1017:S-1048:S-1052	Adhesive
-4	Polyolefin, flexible	RT-1304	/42, /86, /87	S-1017:S-1048:S-1052	Adhesive
-5	Neoprene	RT-501	/42	S-1017:S-1048:S-1052	Adhesive
-6	Silicone	RT-602	N/A		
-12	Viton	RT-1312	N/A		
-25	Elastomer, fluid resistant	RT-1325	N/A		

ORDERING INFORMATION



THIS DRAWING IS SUBJECT TO CHANGE WITHOUT NOTICE. CONSULT YOUR
NEAREST FIELD REPRESENTATIVE FOR CURRENT REVISION