

UV-C Sensor

GUVC-T10GD

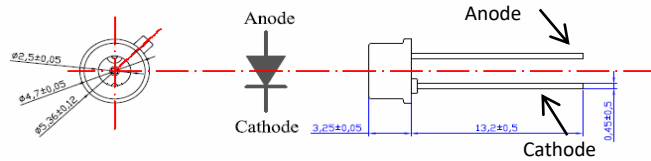


- Features**
- Aluminium Gallium Nitride Based Material
 - Schottky-type Photodiode
 - Photovoltaic Mode Operation
 - Good Solar Blindness



- Applications**
- Pure UV-C Monitoring
 - Sterilization Lamp Monitoring

Outline Diagrams and Dimensions



Absolute Maximum Ratings

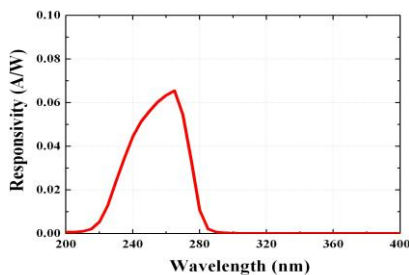
Parameter	Symbol	Min.	Max.	Unit	Remark
Storage Temperature	T_{st}	-40	90	°C	
Operating Temperature	T_{op}	-30	85	°C	
Reverse Voltage	$V_{r, max.}$		3	V	
Forward Current	$I_{f, max.}$		1	mA	
Optical Source Power Range	P_{opt}	0.01	100	mW/cm ²	UVC Lamp
Soldering Temperature	T_{sol}		260	°C	within 10 sec.

※Notice: apply to us in the case that Optical Source Power is over 100mW/cm².

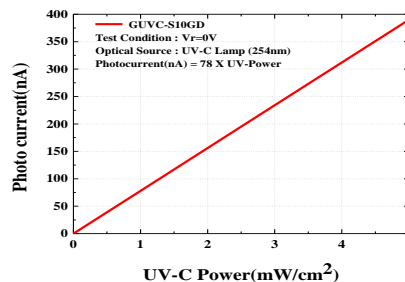
Characteristics (at 25°C)

Parameter	Symbol	Min.	Typ.	Max.	Unit	Test Conditions
Dark Current	I_d			1	nA	$V_r = 1\text{ V}$
Photo Current	I_{ph}		68		nA	UVC Lamp, 1mW/cm ²
Temperature Coefficient	I_{tc}		-0.07		%/°C	UVC Lamp
Responsivity	R		0.06		A/W	$\lambda = 254\text{ nm}$, $V_r = 0\text{ V}$
Spectral Detection Range	λ	220		280	nm	10% of R
Active area			0.076		mm ²	

Responsivity Curve



Photocurrent along UV Power



Caution

ESD can damage the device hence please avoid ESD. Insulate the cap of TO-CAN or it can cause malfunction of the device.