

Single relay - REL-MR-24DC/21HC/EX - 2908822

Please be informed that the data shown in this PDF Document is generated from our Online Catalog. Please find the complete data in the user's documentation. Our General Terms of Use for Downloads are valid (<http://phoenixcontact.com/download>)




Plug-in miniature power relay, RT III sealed with power contacts, 1 changeover contact, input voltage: 24 V DC, in connection with the corresponding PLC base approved in accordance with ATEX/IECEX (zone 2) and Ex zone class I, div. 2.

Your advantages

- Switching current of up to 16 A
- RT III-proof (wash-proof)



Key Commercial Data

Packing unit	10 pc
Minimum order quantity	10 pc
GTIN	 4 055626 345161
GTIN	4055626345161

Technical data

Dimensions

Width	12.7 mm
Height	29 mm
Depth	15.7 mm

Ambient conditions

Ambient temperature (operation)	-40 °C ... 85 °C
Ambient temperature (storage/transport)	-40 °C ... 85 °C
Degree of protection	RT III (wash-proof)

Coil side

Nominal input voltage U_N	24 V DC
Typical input current at U_N	17 mA
Typical response time	7 ms
Typical release time	3 ms

Single relay - REL-MR-24DC/21HC/EX - 2908822

Technical data

Coil side

Coil resistance	1440 Ω ±10 % (at 20 °C)
Power dissipation for nominal condition	0.41 W

Contact side

Contact type	1 PDT
Type of switch contact	Single contact
Contact material	AgNi
Maximum switching voltage	250 V AC/DC
Minimum switching voltage	12 V (at 10 mA)
Min. switching current	10 mA (at 12 V)
Maximum inrush current	50 A (20 ms)
Limiting continuous current	16 A
Interrupting rating (ohmic load) max.	384 W (at 24 V DC)
	58 W (at 48 V DC)
	48 W (at 60 V DC)
	50 W (at 110 V DC)
	80 W (at 220 V DC)
	4000 VA (for 250 V AC)
Switching capacity	2 A (at 24 V, DC13)
	0.2 A (at 110 V, DC13)
	0.2 A (at 250 V, DC13)
	6 A (at 24 V, AC15)
	6 A (at 120 V, AC15)
	6 A (at 250 V, AC15)

General

Test voltage relay winding/relay contact	5 kV AC (50 Hz, 1 min.)
Operating mode	100% operating factor
Mechanical service life	3x 10 ⁷ cycles
Service life, electrical	see diagram
Mounting position	any
Assembly instructions	Can be aligned without spacing (> 70 °C ≥ 2.5 mm)

Connection data

Connection method	Solder connection
-------------------	-------------------

Standards and Regulations

Standards/regulations	IEC 60664
	EN 50178
	EN 61810-1
Pollution degree	3
Overvoltage category	III

Single relay - REL-MR-24DC/21HC/EX - 2908822

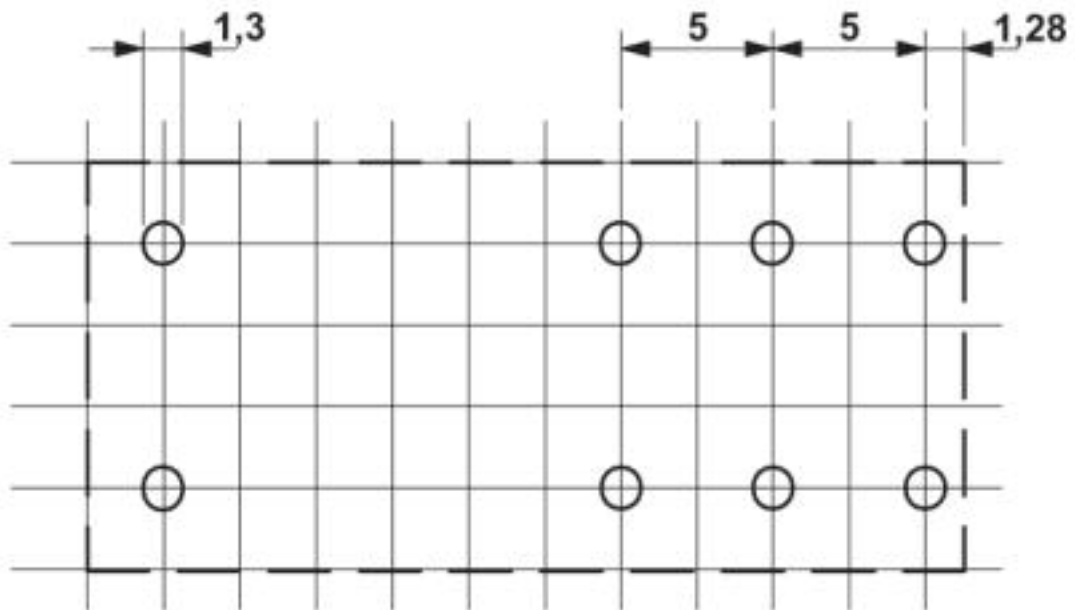
Technical data

Environmental Product Compliance

China RoHS	Environmentally Friendly Use Period = 50
	For details about hazardous substances go to tab "Downloads", Category "Manufacturer's declaration"

Drawings

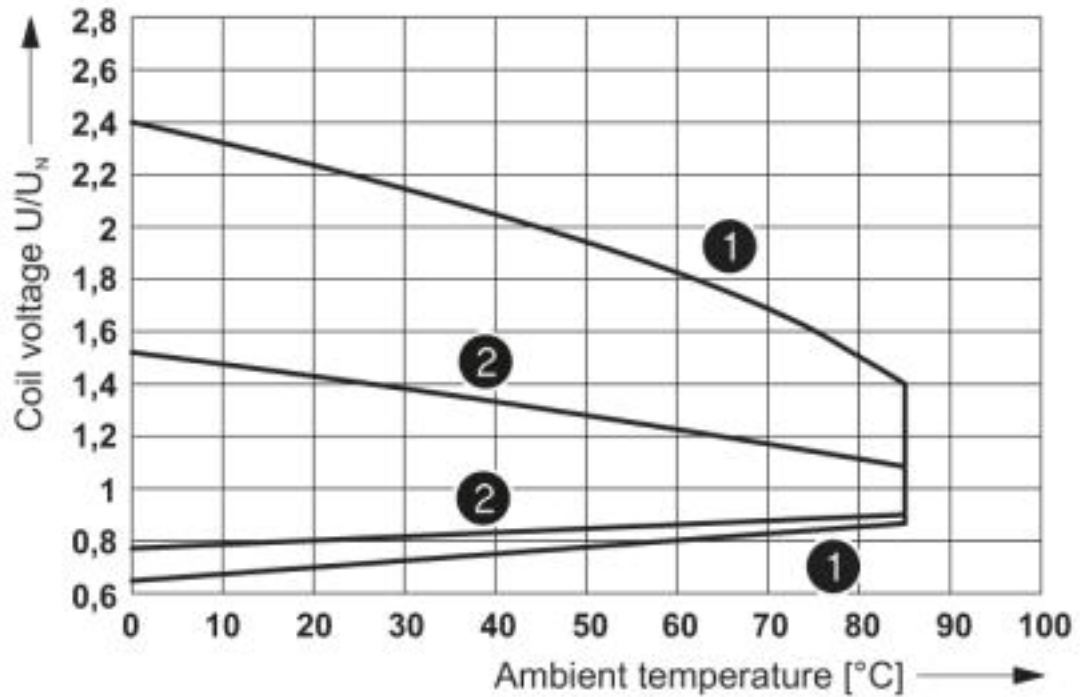
Drilling diagram



Basic pitch 2.5 mm

Single relay - REL-MR-24DC/21HC/EX - 2908822

Diagram

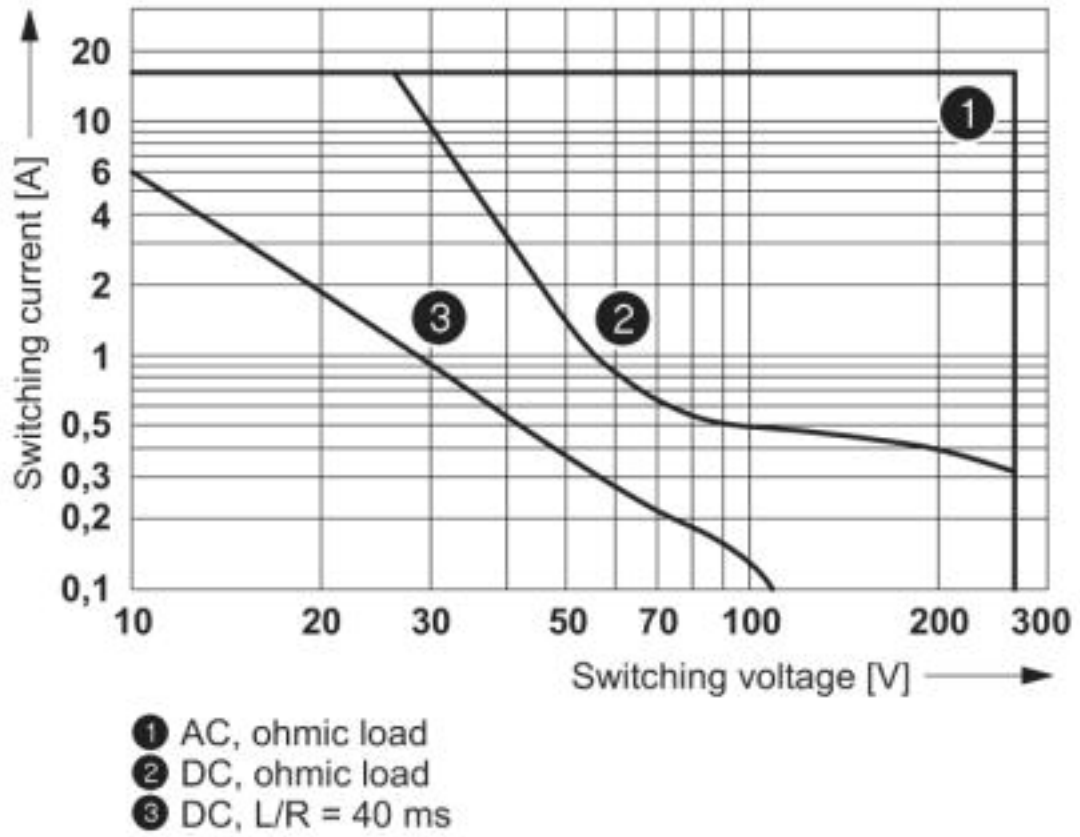


- ① DC coils
- ② AC coils

Operating voltage range

Single relay - REL-MR-24DC/21HC/EX - 2908822

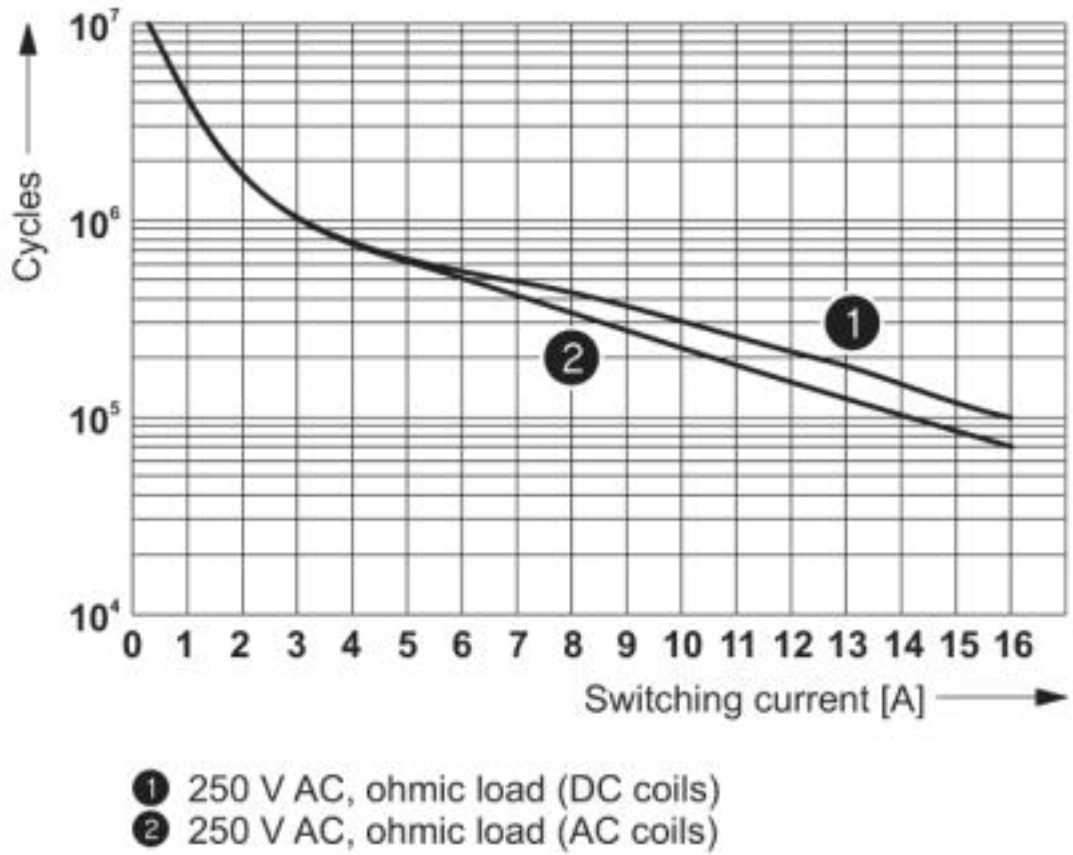
Diagram



Interrupting rating

Single relay - REL-MR-24DC/21HC/EX - 2908822

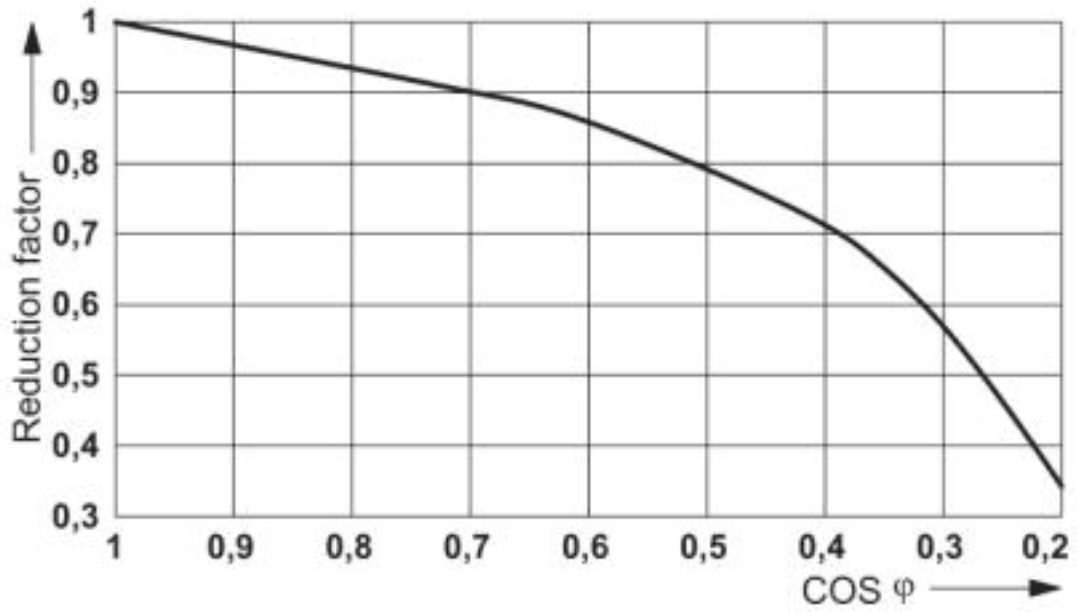
Diagram



Electrical service life

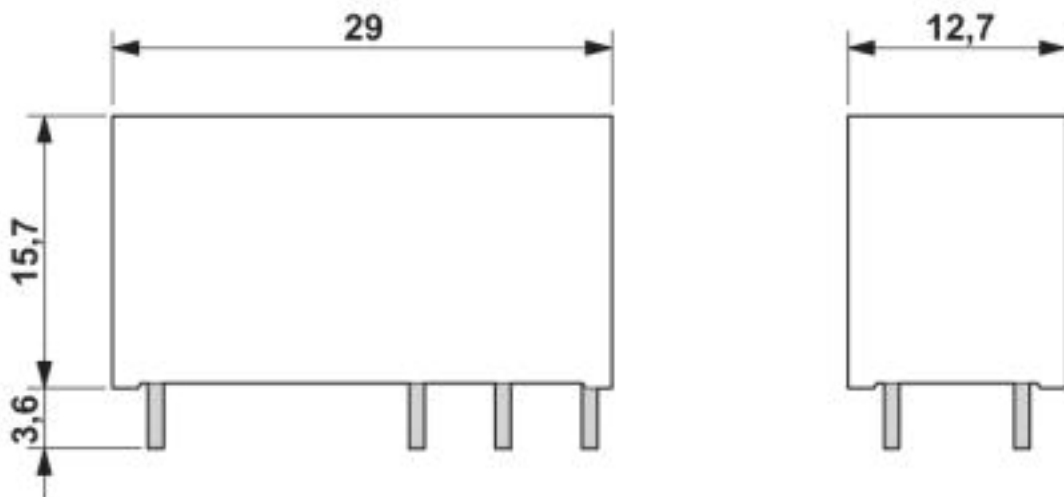
Single relay - REL-MR-24DC/21HC/EX - 2908822

Diagram



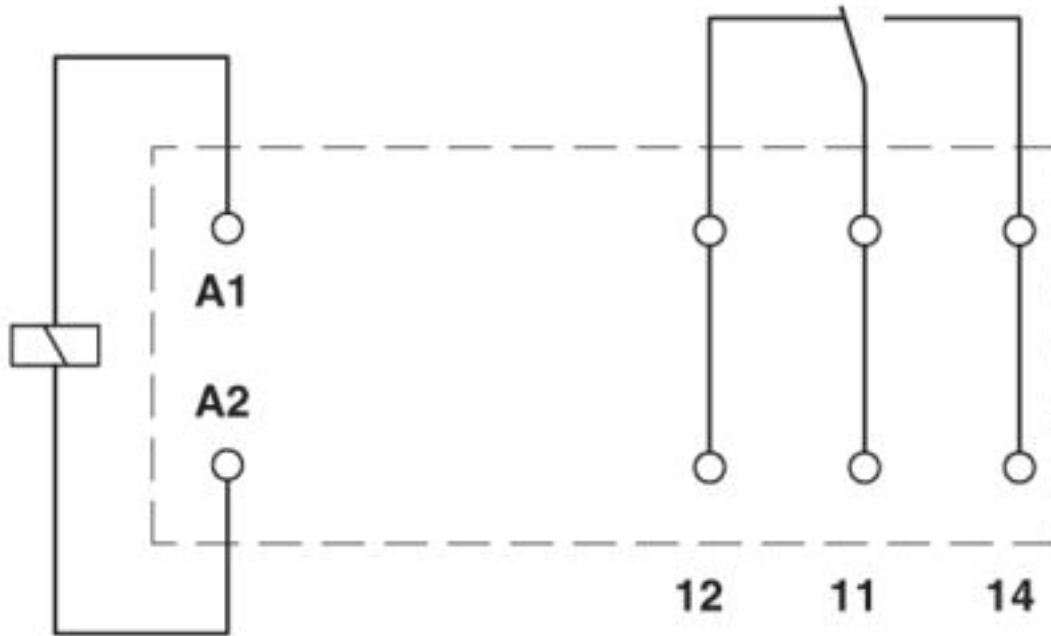
Service life reduction factor with various cos phi

Dimensional drawing



Single relay - REL-MR-24DC/21HC/EX - 2908822

Circuit diagram



Approvals

Approvals

Approvals

UL Recognized / cUL Recognized / VDE Zeichengenehmigung / EAC / cULus Recognized



Ex Approvals

Approval details

UL Recognized		http://database.ul.com/cgi-bin/XYV/template/LISEXT/1FRAME/index.htm	FILE E 228652
cUL Recognized		http://database.ul.com/cgi-bin/XYV/template/LISEXT/1FRAME/index.htm	FILE E 228652
VDE Zeichengenehmigung		http://www2.vde.com/de/Institut/Online-Service/VDE-gepruefteProdukte/Seiten/Online-Suche.aspx	40007758

Single relay - REL-MR-24DC/21HC/EX - 2908822

Approvals



Phoenix Contact 2019 © - all rights reserved
<http://www.phoenixcontact.com>

PHOENIX CONTACT GmbH & Co. KG
Flachsmarktstr. 8
32825 Blomberg
Germany
Tel. +49 5235 300
Fax +49 5235 3 41200
<http://www.phoenixcontact.com>