

MOLEX P/N	LENGTH (M)	LENGTH TOLERANCE (mm)	AWG	DESCRIPTION
1000833115	0.5	±50	26	R8,CBL,12G,MiniSAS HD-QSFP,CU,0.5M
1000833101	1.0	±80	26	R8,CBL,12G,MiniSAS HD-QSFP,CU,1.0M
1000833151	1.5	±80	26	R8,CBL,12G,MiniSAS HD-QSFP,CU,1.5M
1000833201	2.0	±80	26	R8,CBL,12G,MiniSAS HD-QSFP,CU,2.0M
1000833301	3.0	±80	26	R8,CBL,12G,MiniSAS HD-QSFP,CU,3.0M
1000833401	4.0	±80	26	R8,CBL,12G,MiniSAS HD-QSFP,CU,4.0M
1000833501	5.0	±80	26	R8,CBL,12G,MiniSAS HD-QSFP,CU,5.0M

NOTES:

1. MATERIALS:

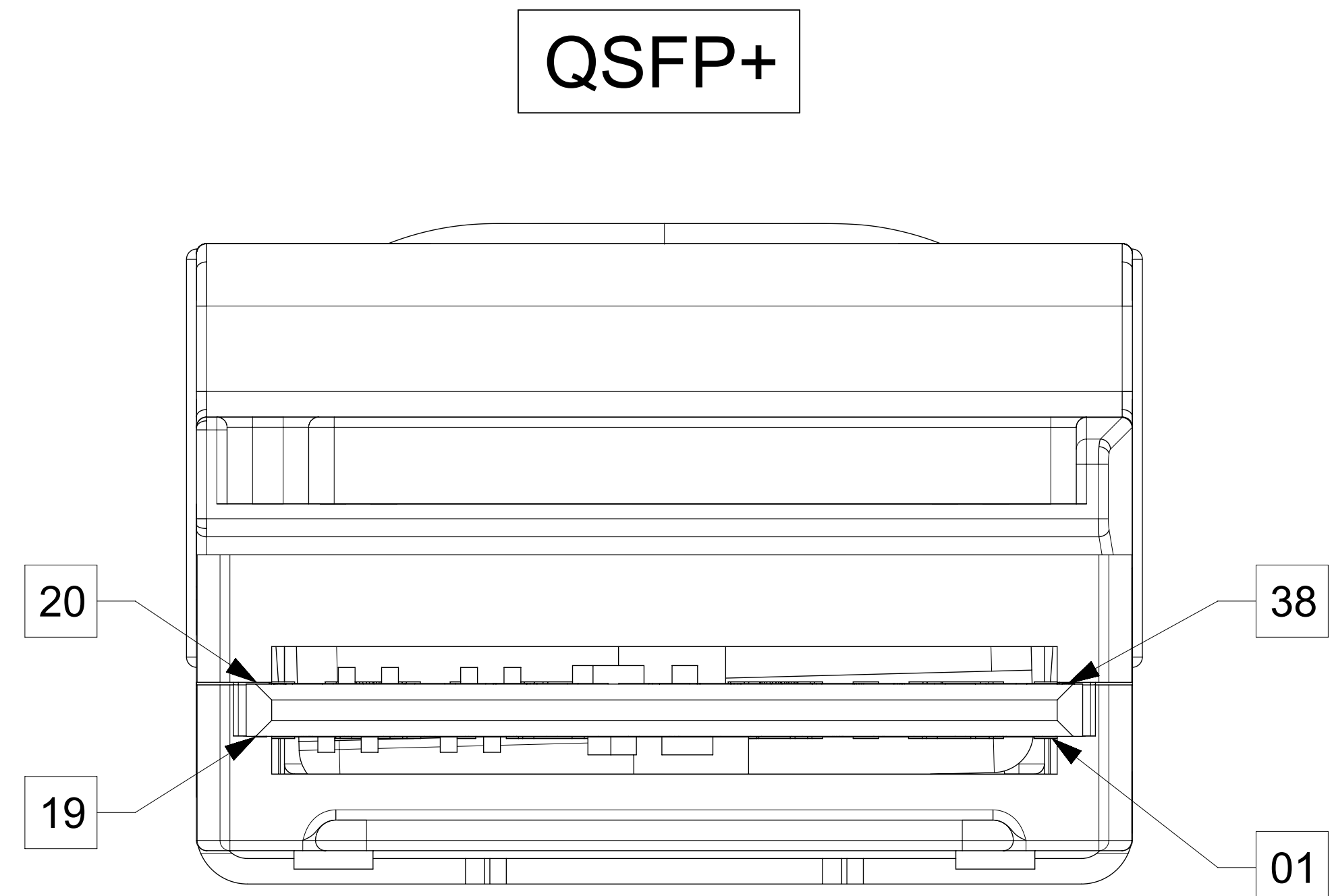
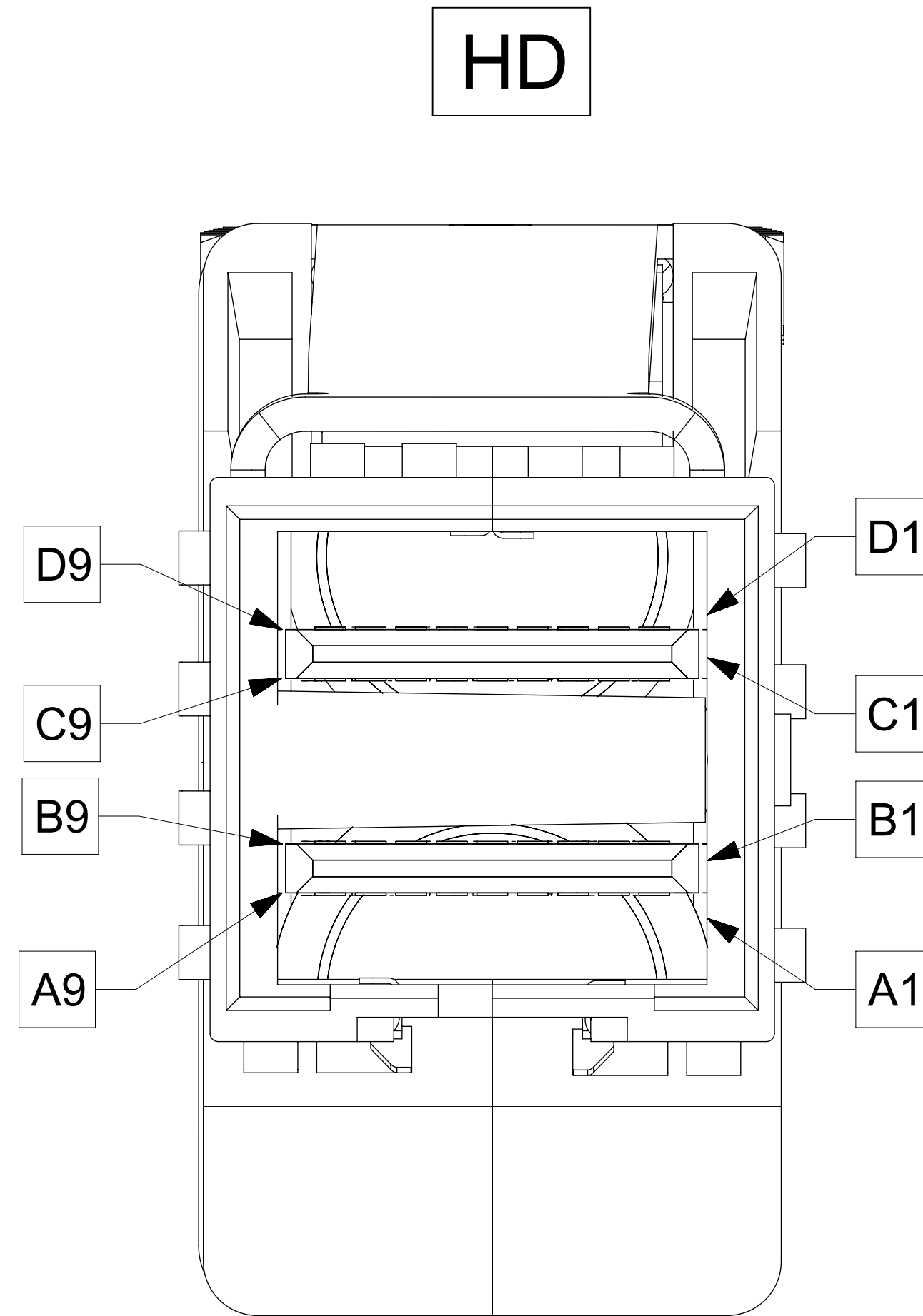
- QSFP+ BACKSHELLS - ZINC DIE CAST WITH BRIGHT NICKEL PLATING
- QSFP+ DELATCH - STAINLESS STEEL WITH OVERMOLDED NYLON
- QSFP+ PCB - FR4
- QSFP+ RIVETS - STAINLESS STEEL
- HD BACKSHELLS - ZINC DIE CAST WITH BRIGHT NICKEL PLATING
- HD LATCH - STAINLESS STEEL
- HD PULL - MOLDED PLASTIC
- HD EMI SPRING FINGERS - NICKLE PLATED COPPER ALLOY

- 2. IMPEDANCE - 100 OHMS DIFFERENTIAL
- 3. DUST COVERS TO BE PLACED ON BOTH ENDS.
- 4. RoHS COMPLIANT, NO EXEMPTIONS

THIS DRAWING CONTAINS INFORMATION THAT IS PROPRIETARY TO MOLEX ELECTRONIC TECHNOLOGIES, LLC AND SHOULD NOT BE USED WITHOUT WRITTEN PERMISSION

EC NO: 103475 DRWN: KNAGANNA CHKD: ARAYBURN REV: APPR: ARAYBURN	2016/03/09 2016/03/11 2016/03/11	GENERAL TOLERANCES (UNLESS SPECIFIED) ANGULAR TOL ± 0.0 °	DIMENSION UNITS: mm SCALE: 1.5:1		
	4 PLACES ± 3 PLACES ± 2 PLACES ± 0.13 1 PLACE ± 0.25 0 PLACES ±	DRWN BY: KNAGANNA DATE: 2016/01/20	DRWN BY: KNAGANNA DATE: 2016/01/20		QSFP+ TO HD 12G PASSIVE CABLE ASSEMBLY
	DRAFT WHERE APPLICABLE MUST REMAIN WITHIN DIMENSIONS	CHKD BY: CKUMARR DATE: 2016/03/01	CHKD BY: CKUMARR DATE: 2016/03/01		
	D1	APPR BY: ARAYBURN DATE: 2016/03/01	APPR BY: ARAYBURN DATE: 2016/03/01		SERIES: 100083 MATERIAL NUMBER: SEE P/N TABLE CUSTOMER: GENERAL MARKET
RELEASE STATUS: P1 RELEASE DATE: 2016/03/11 14:58:52	DOCUMENT NUMBER: 1000833101 DOC TYPE: PSD DOC PART: 000 SHEET NUMBER: 1 OF 4				

WIRING DIAGRAM				
P1 HD END			P2 QSFP+ END	
PAD	SIGNAL		PAD	SIGNAL
D9	GND	-----	13	GND
D8	TX2n	====>	15	RX3n
D7	TX2p	====>	14	RX3p
D6	GND	-----	16	GND
D5	TX0n	====>	18	RX1n
D4	TX0p	====>	17	RX1p
D3	GND	-----	19	GND
C3	GND	-----	20	GND
C4	TX1p	====>	22	RX2p
C5	TX1n	====>	21	RX2n
C6	GND	-----	23	GND
C7	TX3p	====>	25	RX4P
C8	TX3n	====>	24	RX4n
C9	GND	-----	26	GND
B9	GND	-----	32	GND
B8	RX2n	====<	34	TX3n
B7	RX2P	====<	33	TX3p
B6	GND	-----	35	GND
B5	RX0n	====<	37	TX1n
B4	RX0p	====<	36	TX1p
B3	GND	-----	38	GND
A3	GND	-----	01	GND
A4	RX1p	====<	03	TX2p
A5	RX1n	====<	02	TX2n
A6	GND	-----	04	GND
A7	RX3p	====<	06	TX4p
A8	RX3n	====<	05	TX4n
A9	GND	-----	07	GND



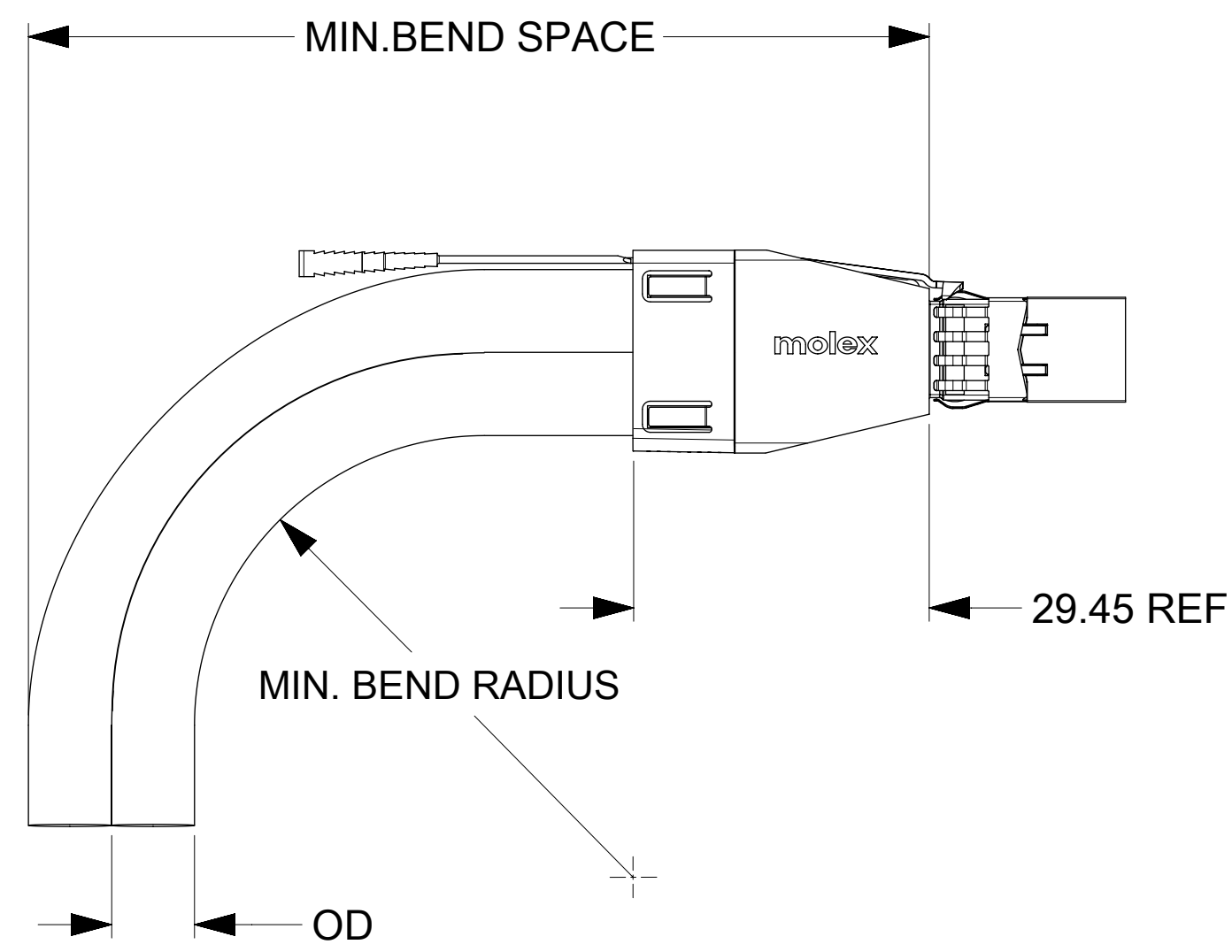
LOW SPEED SIGNALS				
HD			QSFP+	
PAD	SIGNAL		PAD	SIGNAL
		NC	8	ModSelL
		NC	9	ResetL
		NC	10	VccRx
C1	SCL	■	11	SCL
C2	SDA	■	12	SDA
B2	ModPrsL	■	27	ModPrsL
A2	IntL	■	28	IntL
		NC	29	VccTx
		NC	30	Vcc1
		NC	31	LPMode
D2	Vman	NC		
D1	Vact	NC		
B1	Vact	NC		
A1	Rev	NC		

NC = NOT CONNECTED
 ■ = CONNECTION TO A DEVICE ON THE PCB

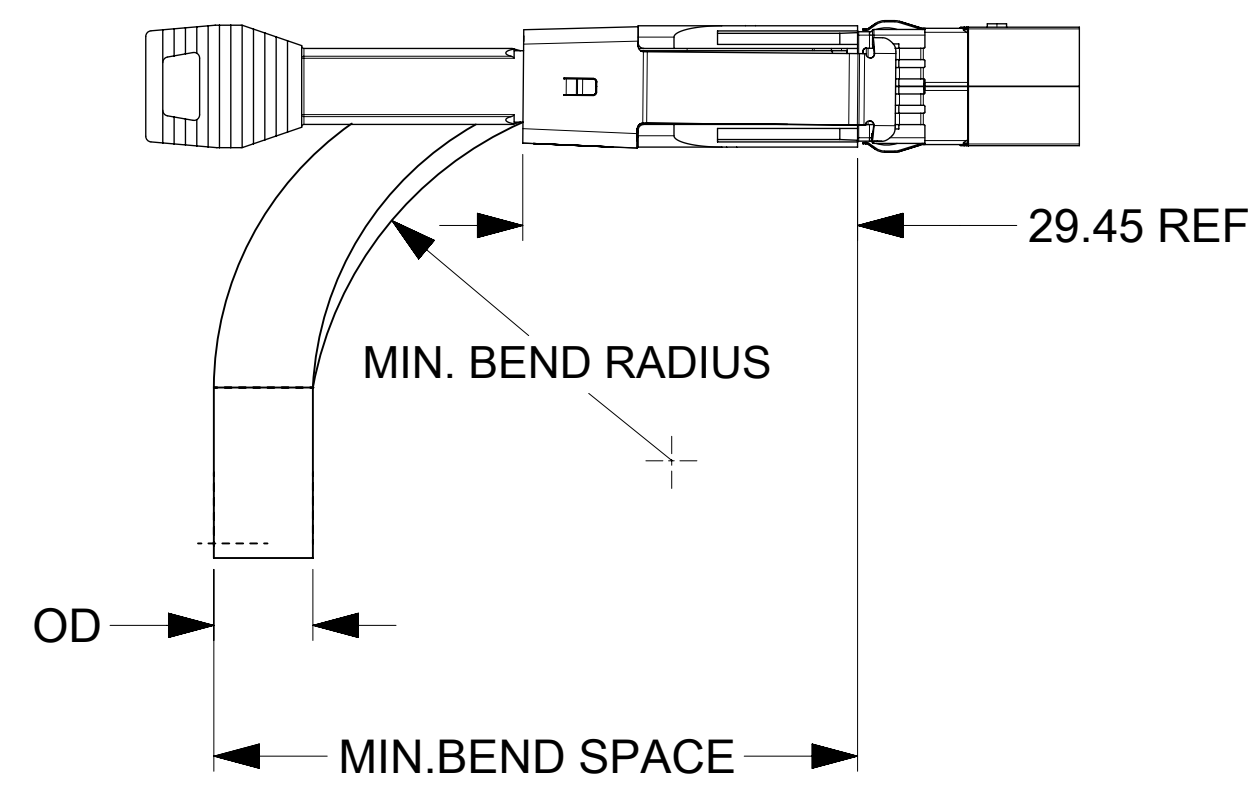
THIS DRAWING CONTAINS INFORMATION THAT IS PROPRIETARY TO MOLEX ELECTRONIC TECHNOLOGIES, LLC AND SHOULD NOT BE USED WITHOUT WRITTEN PERMISSION									
EC NO: 103475 DRWN: KNAGANNA CHKD: ARAYBURN REV APPR: ARAYBURN	GENERAL TOLERANCES (UNLESS SPECIFIED)		DIMENSION UNITS	SCALE					
	ANGULAR TOL ± 0.0 °		mm	10:1					
	4 PLACES ±	DRWN BY	DATE	QSFP+ TO HD 12G PASSIVE CABLE ASSEMBLY					
	3 PLACES ±	KNAGANNA	2016/01/20						
	2 PLACES ± 0.13	CHKD BY	DATE	PRODUCT CUSTOMER DRAWING					
1 PLACE ± 0.25	CKUMARR	2016/03/01							
0 PLACES ±	APPR BY	DATE	SERIES		MATERIAL NUMBER		CUSTOMER		
DRAFT WHERE APPLICABLE MUST REMAIN WITHIN DIMENSIONS	ARAYBURN	2016/03/01	100083		SEE P/N TABLE		GENERAL MARKET		
	DRAWING SIZE	THIRD ANGLE PROJECTION	DOCUMENT NUMBER		DOC TYPE	DOC PART	SHEET NUMBER		
	D		1000833101		PSD	000	2 OF 4		

CABLE BEND RADIUS

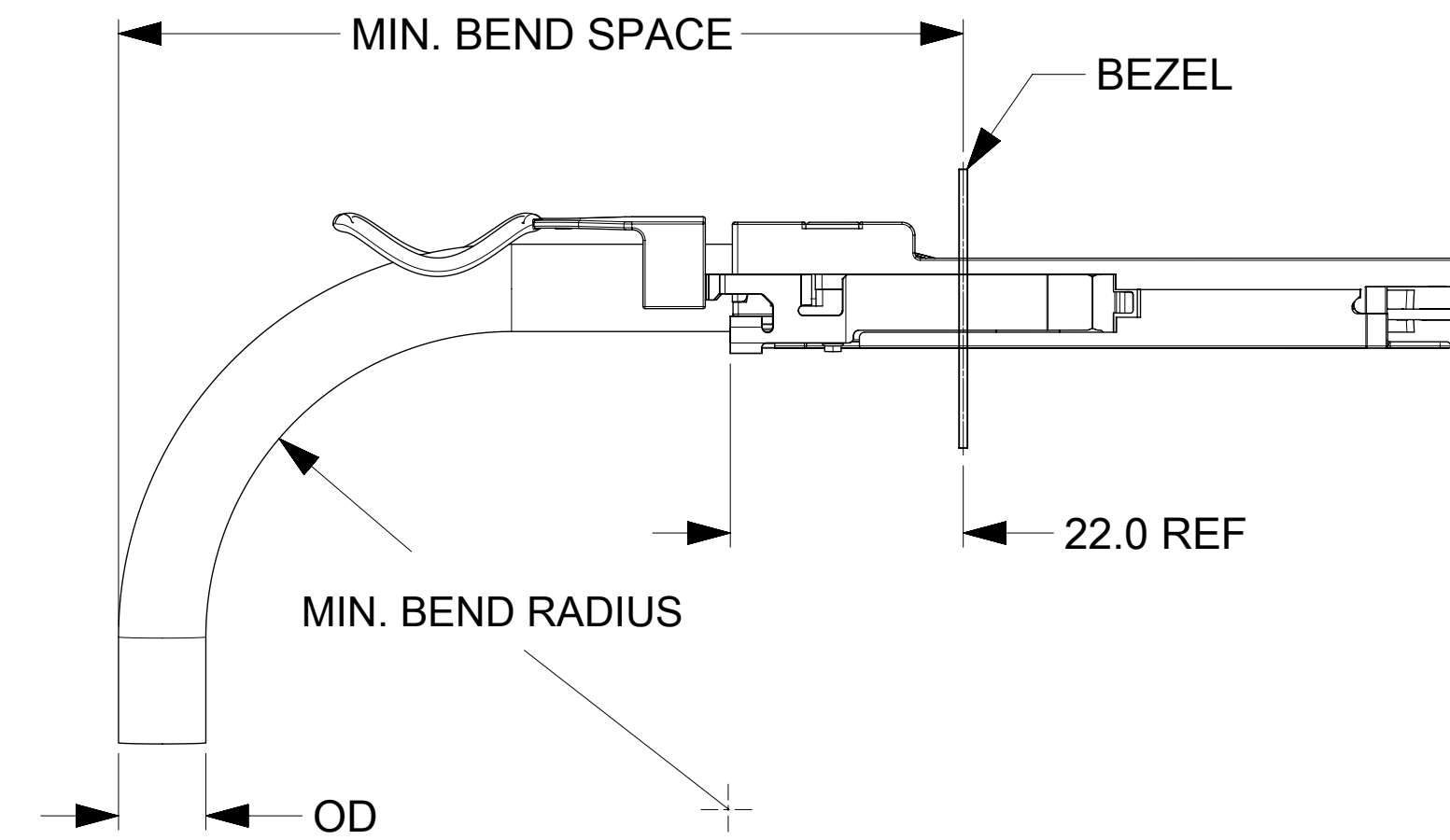
VIEWS NOT TO SCALE



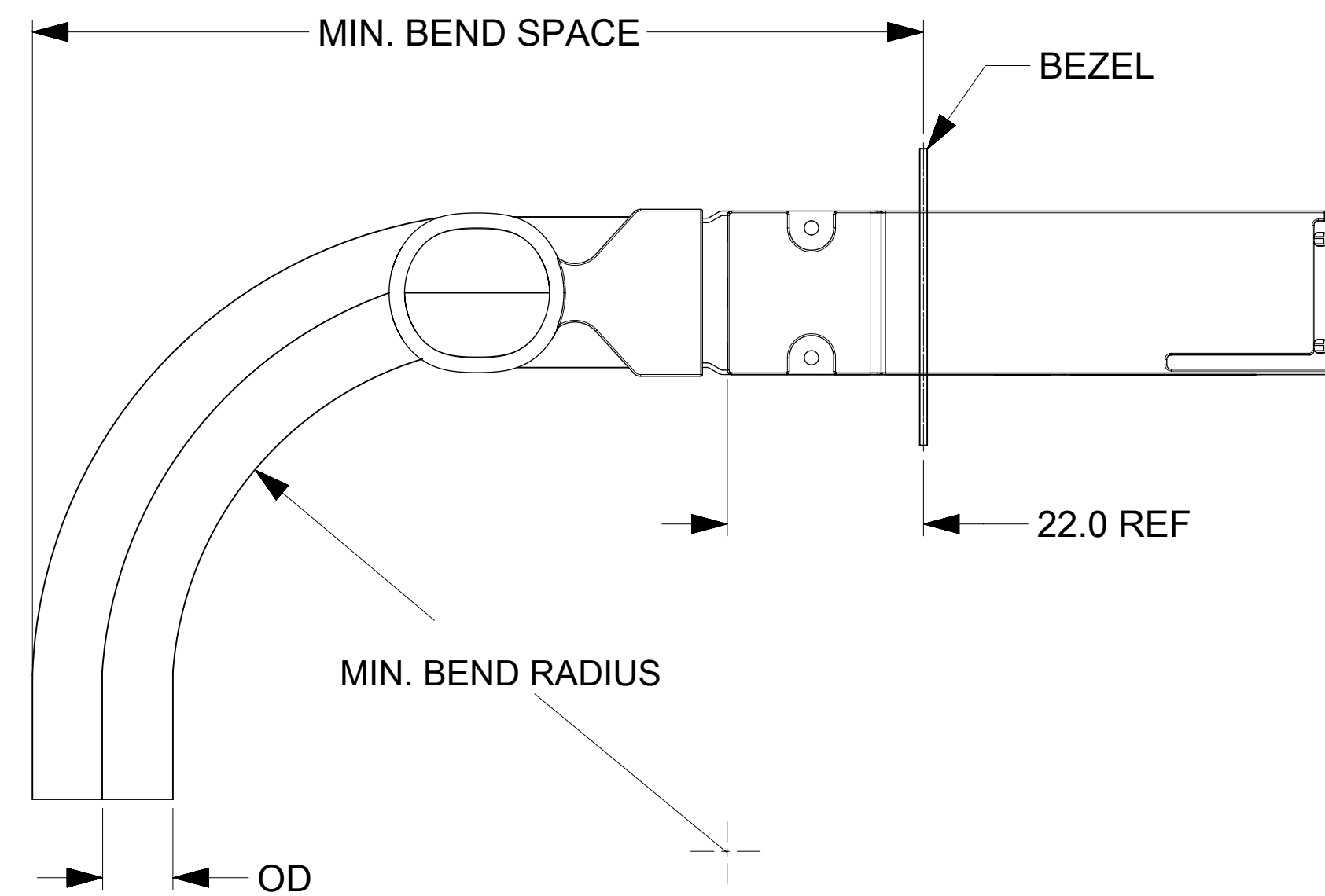
AWG	OD	STATIC MIN. BEND RADIUS (MM)	MIN. BEND SPACE (MM)
26	6.73	34	77



AWG	OD	STATIC MIN. BEND RADIUS (MM)	MIN. BEND SPACE (MM)
26	6.73	34	70



AWG	OD	STATIC MIN. BEND RADIUS (MM)	MIN. BEND SPACE (MM)
26	6.73	34	62



AWG	OD	STATIC MIN. BEND RADIUS (MM)	MIN. BEND SPACE (MM)
26	6.73	34	69

THIS DRAWING CONTAINS INFORMATION THAT IS PROPRIETARY TO MOLEX ELECTRONIC TECHNOLOGIES, LLC AND SHOULD NOT BE USED WITHOUT WRITTEN PERMISSION

EC NO: 103475 DRWN: KNAGANNA CHKD: ARAYBURN REV APPR: ARAYBURN	2016/03/09 2016/03/11 2016/03/11	GENERAL TOLERANCES (UNLESS SPECIFIED) ANGULAR TOL $\pm 0.0^\circ$	DIMENSION UNITS: mm SCALE: 1.5:1		
	4 PLACES \pm 3 PLACES \pm 2 PLACES ± 0.13 1 PLACE ± 0.25 0 PLACES \pm	DRWN BY: KNAGANNA CHKD BY: CKUMARR APPR BY: ARAYBURN	DATE: 2016/01/20 DATE: 2016/03/01 DATE: 2016/03/01		PRODUCT CUSTOMER DRAWING
	DRAFT WHERE APPLICABLE MUST REMAIN WITHIN DIMENSIONS	DRAWING SIZE: D THIRD ANGLE PROJECTION	SERIES: 100083 MATERIAL NUMBER: SEE P/N TABLE CUSTOMER: GENERAL MARKET		
	D1	DOCUMENT NUMBER: 1000833101 DOC TYPE: PSD DOC PART: 000 SHEET NUMBER: 3 OF 4			

