


Data sheet | Item number: 706-2300/300-100

System cable; for Siemens S7-300; 16 digital inputs or outputs; Length: 1 m;
Conductor cross-section: 0.14 mm²



www.wago.com/706-2300/300-100



i Picture differs from the item.

Similar to picture

Color coding acc. to DIN VDE 47100		20 poles flat connector		PLC connector	
		Pin number	Wiring	Pin number	Signal
White		1	0.0	2	0
Brown		2	0.1	3	1
Green		3	0.2	4	2
Yellow		4	0.3	5	3
Grey		5	0.4	6	4
Pink		6	0.5	7	5
Blue		7	0.6	8	6
Red		8	0.7	9	7
Black		9	1.0	12	0
Violet		10	1.1	13	1
Grey-Pink		11	1.2	14	2
Red-Blue		12	1.3	15	3
White-Green		13	1.4	16	4
Brown-Green		14	1.5	17	5
White-Yellow		15	1.6	18	6
Yellow-Brown		16	1.7	19	7
White-Grey		17	+24V	1	L+
Grey-Brown		18	0V	10	M
White-Pink		19	+24V	11	L+
Pink-Brown		20	0V	20	M

Data
Notes

Note When using more than 10 wires, the maximum current per wire must be reduced to 0.7 A.

Subject to changes. Please also observe the further product documentation!

WAGO GmbH & Co. KG
Hansastr. 27
32423 Minden
Phone: +49571 887-0 | Fax: +49571 887-169
Email: info.de@wago.com | Web: www.wago.com

Do you have any questions about our products?
We are always happy to take your call at +49 (571) 887-44222.



Electrical data

Inputs/outputs	16 digital inputs or outputs
Operating voltage	≤ AC/DC 60 V
Current per wire (max.)	1 A

Compatibility

Siemens

Siemens S7-300	6ES7 321-1BH02-0AA0 6ES7 321-1BH10-0AA0 6ES7 321-1BH80-0AA0 6ES7 322-1BH01-0AA0 6ES7 322-1BH10-0AA0 6ES7 322-1BH80-0AA0 6ES7 322-1EH01-0AA0
----------------	---

Connection data

Cable type	LiYY
Color code	per DIN VDE 47100

Connection 1

Connector	Pluggable connector per DIN 41651; female connector
Connection type 1	System
Wire cross-section	0.14 mm ²

Connection 2

Connector 2	Siemens 6ES7-392-1BJ00-0AA0
Pole number 2	20
Connection type 2	System

Physical data

Cable length	1 m
--------------	-----

Material Data

Weight	146 g
--------	-------

Subject to changes. Please also observe the further product documentation!

WAGO GmbH & Co. KG
Hansastr. 27
32423 Minden
Phone: +49571 887-0 | Fax: +49571 887-169
Email: info.de@wago.com | Web: www.wago.com

Do you have any questions about our products?
We are always happy to take your call at +49 (571) 887-44222.

Environmental requirements

Ambient temperature (operation) -20 ... +50 °C

Commercial data

Product Group	30 (WAGO France)
eCl@ss 10.0	27-24-22-20
eCl@ss 9.0	27-24-22-20
ETIM 8.0	EC000237
ETIM 7.0	EC000237
PU (SPU)	1 pcs
Country of origin	FR
GTIN	4045454873844
Customs tariff number	85444290900






Environmental Product Compliance

RoHS Compliance Status Compliant, No Exemption

Optional accessories

Interface module

Interface module

	<p>Item no.: 704-2004 Interface module for system wiring; Pluggable connector per DIN 41651; Male connector; 20-pole; 16-channel digital input or output; 1-wire connection; in mounting carrier</p>	www.wago.com/704-2004
	<p>Item no.: 704-2054 Interface module for system wiring; Pluggable connector per DIN 41651; Male connector; 20-pole; 16-channel digital input or output; 3-wire connection; in mounting carrier</p>	www.wago.com/704-2054
	<p>Item no.: 704-2044 Interface module for system wiring; Pluggable connector per DIN 41651; Male connector; 20-pole; 16-channel digital input or output; 2-wire connection; in mounting carrier</p>	www.wago.com/704-2044
	<p>Item no.: 704-5014 Interface module for system wiring; Pluggable connector per DIN 41651; Male connector; 20-pole; 16-channel relay output; 1 changeover contact; Double-deck PCB terminal blocks; without relay; in mounting carrier; 2,50 mm²</p>	www.wago.com/704-5014
	<p>Item no.: 704-2024 Interface module for system wiring; Pluggable connector per DIN 41651; Male connector; 20-pole; 16-channel digital input or output; 2-wire connection; in mounting carrier</p>	www.wago.com/704-2024
	<p>Item no.: 704-5004</p>	

Subject to changes. Please also observe the further product documentation!



Interface module for system wiring; Pluggable connector per DIN 41651; Male connector; 20-pole; 16-channel relay output; 1 changeover contact; Double-deck PCB terminal blocks; in mounting carrier; 2,50 mm² www.wago.com/704-5004



Item no.: 289-614
Interface module; Pluggable connector per DIN 41651; 20-pole; Triple-deck PCB terminal blocks; in mounting carrier; 2,50 mm² www.wago.com/289-614



Item no.: 704-5024
Interface module for system wiring; Pluggable connector per DIN 41651; Male connector; 20-pole; 16-channel relay output; 1 changeover contact; Triple-deck PCB terminal blocks; in mounting carrier; 2,50 mm² www.wago.com/704-5024



Item no.: 704-5054
Interface module for system wiring; Pluggable connector per DIN 41651; Male connector; 20-pole; 16-channel relay output; 1 make contact; with disconnect terminal block and fuse; in mounting carrier; 2,50 mm² www.wago.com/704-5054



Item no.: 704-5064
Interface module for system wiring; Pluggable connector per DIN 41651; Male connector; 20-pole; 16-channel relay output; 2 changeover contacts; Double-deck PCB terminal blocks; in mounting carrier; 2,50 mm² www.wago.com/704-5064



Item no.: 704-5074
Interface module for system wiring; Pluggable connector per DIN 41651; Male connector; 20-pole; 16-channel relay output; 1 make contact; with disconnect terminal block and fuse; in mounting carrier; 2,50 mm² www.wago.com/704-5074



Item no.: 704-5034
Interface module for system wiring; Pluggable connector per DIN 41651; Male connector; 20-pole; 16-channel relay output; 1 changeover contact; PCB terminal blocks; with output fuse; in mounting carrier; 2,50 mm² www.wago.com/704-5034



Item no.: 704-5044
Interface module for system wiring; Pluggable connector per DIN 41651; Male connector; 20-pole; 16-channel relay output; 1 changeover contact; Triple-deck PCB terminal blocks; with manual operation; in mounting carrier; 2,50 mm² www.wago.com/704-5044

Downloads

Documentation

Bid Text

706-2300/300-100 X81 - Datei	2019 Feb 19	xml 3.2 kB	Download
---------------------------------	-------------	---------------	----------

706-2300/300-100 doc - Datei	2015 Feb 9	doc 26.1 kB	Download
---------------------------------	------------	----------------	----------

Additional Information

Disposal and Recycling

Subject to changes. Please also observe the further product documentation!

WAGO GmbH & Co. KG
Hansastr. 27
32423 Minden
Phone: +49571 887-0 | Fax: +49571 887-169
Email: info.de@wago.com | Web: www.wago.com

Do you have any questions about our products?
We are always happy to take your call at +49 (571) 887-44222.



Electrical and electronic equipment, Batteries, Packaging

V 1.1.0
2022 Aug 18

pdf
2.2 MB

[Download](#)

System Description

WAGO System Wiring, Selection Guide

This guide will help you select the appropriate interface modules and system cables for the controller you are using.

pdf
545.9 kB

[Download](#)

CAD/CAE-Data

CAE data

WSCAD Universe 706-2300/300-100

URL

[Download](#)

WSCAD Universe 706-2300/300-100

URL

[Download](#)

Environmental Product Compliance

Compliance Search

Environmental Product Compliance 706-2300/300-100

System cable; for Siemens S7-300; 16 digital inputs or outputs; Length: 1 m; Conductor cross-section: 0.14 mm²

URL

[Download](#)

Installation Notes

Subject to changes. Please also observe the further product documentation!

WAGO GmbH & Co. KG

Hansastr. 27

32423 Minden

Phone: +49571 887-0 | Fax: +49571 887-169

Email: info.de@wago.com | Web: www.wago.com

Do you have any questions about our products?

We are always happy to take your call at +49 (571) 887-44222.