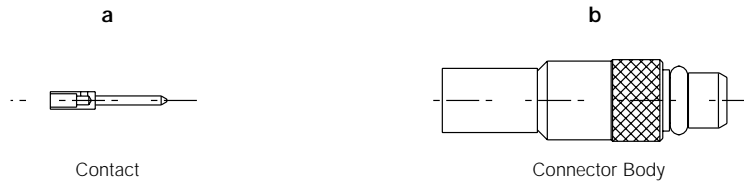
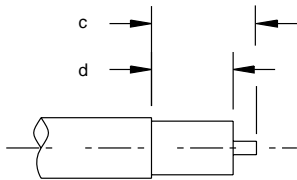


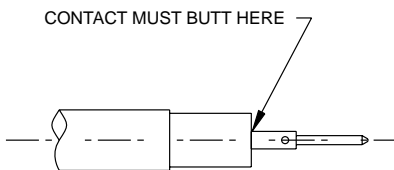
## STRAIGHT CONNECTORS FOR SEMI-RIGID CABLE



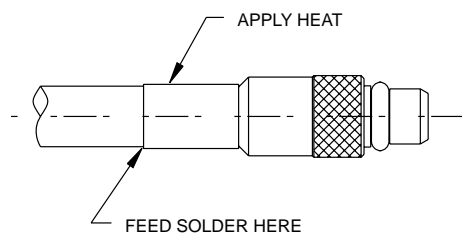
Amphenol Number	Connector Type	Cable RG-/U	Stripping Dimensions, inches (mm)	
			c	d
908-41400	Straight Plug	.086 Semi-Rigid	.180 (4.57)	.140 (3.56)
908-41600	Straight Plug	.047 Semi-Rigid	.200 (5.08)	.140 (3.56)



**Step 1** Prepare cable according to diagram. Remove burrs from outer/inner conductors of cable.



**Step 2** Solder center contact "a" to inner conductor of cable using Sn60 solder. Contact must butt on dielectric of cable as shown.



**Step 3** Insert contact into body assembly "b" as shown. Holding body and cable firmly, apply heat as shown and feed solder (Sn-60) as indicated. Allow to cool. The dimension from the contact tip to the end of the body should be  $.006 \pm .007$ .