


EMI/EMC FILTER

RoHS

IG SERIES



Features

- Ideally suited for products that must conform to part 15,FCC regulations
- Metal cased miniature type with high performance
- Meet over voltage category II of IEC 60664 and comply with IEC 60950
- Uses IEC connector that meets the safety standards of virtually all certifying organizations
- PCB mounting type for small space and economical installation
- Short length and under tab for small space

Applications

- Digital equipments
- Personal computers and peripherals
- Measuring instruments
- For use in miniature equipments
- For monitors and display units

Specifications

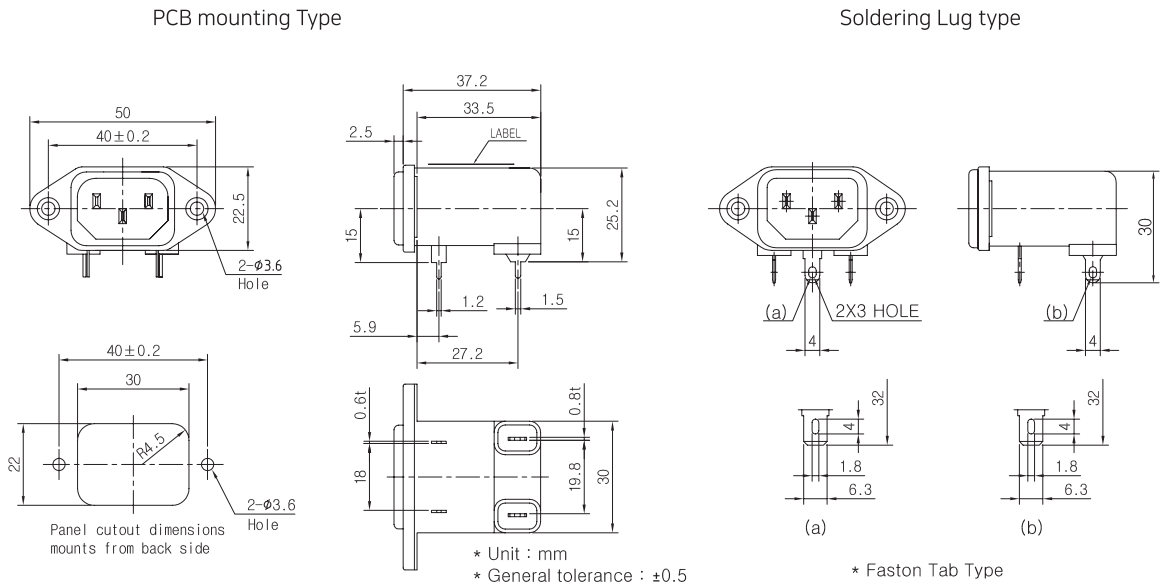
Model	Rated Voltage (AC, DC)	Rated Current	Leakage Current (250V AC)	Operating Temperature
IG-0242*	250V (50/60Hz)	2A	0.35mA max.	-25°C to +85°C Including temperature rise Derating Curve
IG-0342*		3A		
IG-0642*		6A		

Note
 Test Voltage : 1500V AC one minute, line to earth
 Insulation Resistance : 300 Mohm min. at 500V DC
 Voltage Drop : 1V max. at rated current
 Weight : 50g for IG-series
 Inlet : Compatible with IEC-60320

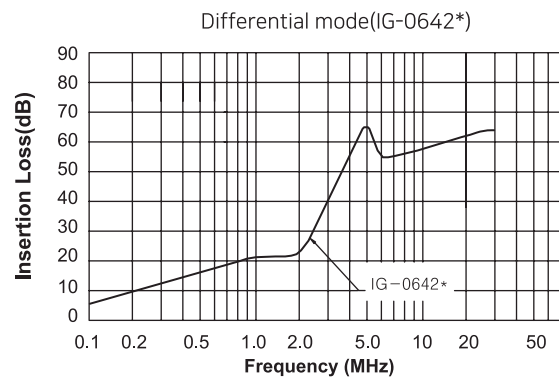
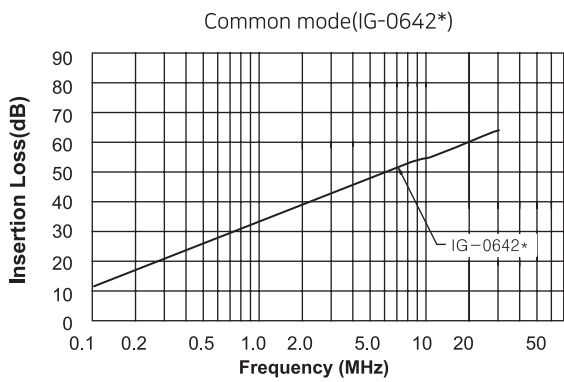
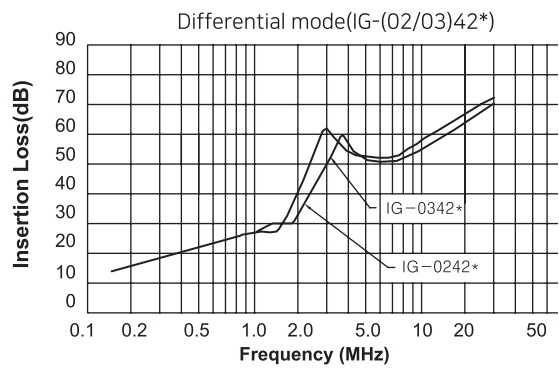
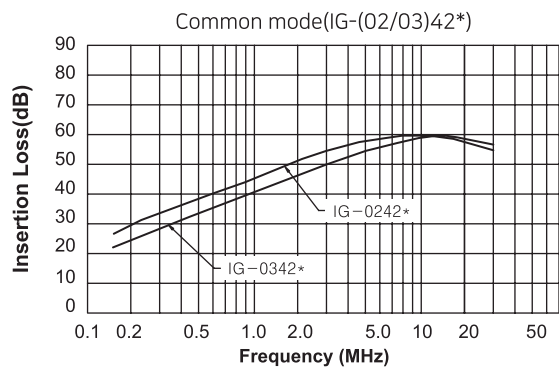
Model Number Construction

I	G	03	4	2	S
Input Connector I : IEC Connector	Special Design G : Screw and PCB mounting/Metal Case	Current Rating : AC rms 01,N01 : 1amp 02,N02 : 2amp 03,N03,L03 : 3amp 06,N06 : 6amp N08 : 8amp L10 : 10amp ("L","N" high performance)	Line-Line Cap.Value 2 : 0.022 μF 4 : 0.047 μF A : 0.1 μF B : 0.15 μF	Line-Gnd Cap.Value 1 : 1500 pF 2 : 2200 pF 3 : 3300 pF C : 330 pF D : 470 pF E : 1000 pF O : None	Output Terminal P : PCB Pin S : Solder Lug H : Faston Tab #250

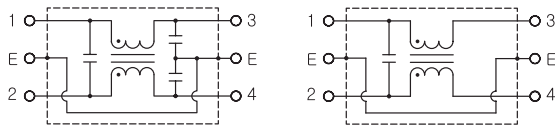
Shapes and Dimensions



Attenuation Characteristics



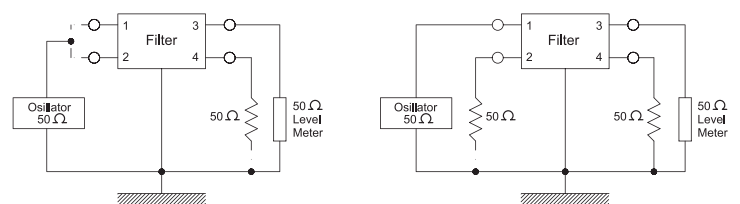
Circuit Diagram



IG-***-* type

IG-***0-* type

Measurement Configuration



Common mode

Differential mode