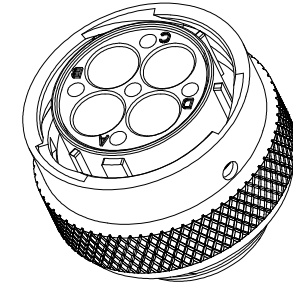
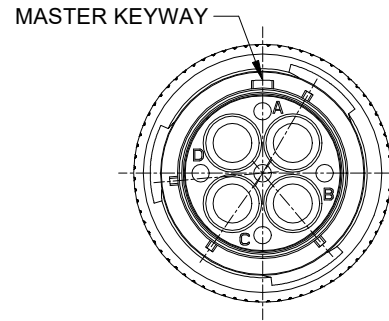
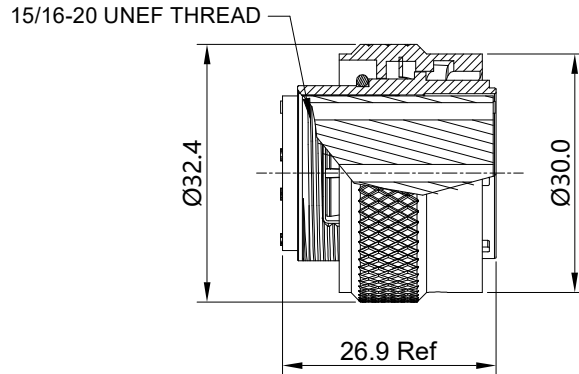


REVISIONS					
REV	ECO	DESCRIPTION	DATE	BY	APPR
B1	-	RELEASED DRAWING	JUN-20-2014	BEN	TOMMY
B2	-	UPDATE RATED VOLTAGE	FEB-1-2023	JUN	TOMMY



NOTES: (UNLESS OTHERWISE SPECIFIED)

- MATERIAL:
 - SHELL: ZINC ALLOY, NICKEL PLATED.
 - INSERT: THERMOPLASTIC, UL94 V-0.
 - COUPLING NUT: AL ALLOY, NICKEL PLATED.
 - WAVE WASHER: STAINLESS STEEL.
 - O-RING: NBR/SILICONE RUBBER.
- SPECIFICATIONS:
 - 2.1 RATED CURRENT: 45A (MAX).
 - B2 2.2 RATED VOLTAGE: 600V (AC/DC).
 - 2.3 OPERATING TEMPERATURE: SEE CHART.
 - 2.4 DIELECTRIC WITHSTANDING VOLTAGE: LESS THAN 2 MILLIAMPS CURRENT LEAKAGE@2000 VOLTS AC.
 - 2.5 INSULATION RESISTANCE: 5000 MEGOHMS MIN.
 - 2.6 IP-CLASS: IP67.
 - 2.7 MATING CYCLES DURABILITY: 500 CYCLES MIN.
 - 2.8 ROHS COMPLIANT.
- SUITABLE CONTACTS : 8# CONTACTS.
- ALL DIMENSIONS ARE FOR REFERENCE USE ONLY.

KEY POS	PART NUMBER	
	-40°C ~ 105°C	-40°C ~ 125°C
N	RT06164PNH	RT06164PNH03
W	RT06164PWH	RT06164PWH03
X	RT06164PXH	RT06164PXH03
Y	RT06164PYH	RT06164PYH03
Z	RT06164PZH	RT06164PZH03

QUANTITY	SEE PART NUMBER CHART	DESCRIPTION	ITEM
MATERIALS LIST			
UNLESS OTHERWISE SPECIFIED 1) All dimensions are in metric(mm). 2) Tolerances are as follows: 1 PL DEC ±0.30 Fractions ±1/64 2 PL DEC ±0.15 Angles ±1° 3 PL DEC ±0.08 3) Note reference =		SIGNATURES DATE DRAWN: JUN FEB-1-2023 CHECKED: ORION FEB-3-2023 ENGINEER: APPROVAL: TOMMY FEB-6-2023 CUSTOMER:	 Sine Systems - www.amphenol-sine.com 44724 Morley Drive Clinton Township, MI 48036
MATERIAL SPECIFICATIONS: PROCESS SPECIFICATIONS: NEXT ASSY:		THIS DRAWING IS SUPPLIED FOR INFORMATION ONLY. DESIGN FEATURES, SPECIFICATIONS AND PERFORMANCE DATA SHOWN HEREON ARE THE PROPERTY OF THE AMPHENOL CORPORATION. NO RIGHTS OF REPRODUCTION ARE IMPLIED. ALL DIMENSIONS ARE SUBJECT TO NORMAL MANUFACTURING VARIATIONS.	ECO-MATE, PLUG, SIZE 16,4POS,PIN. SIZE TYPE DWG NO: RT06164P*H* REVISION B2 SCALE NONE SHEET 1 OF 1

TITLE: ECO-MATE PLUG, SIZE 16,4POS,PIN
 DWG NO: RT06164P*H*
 REV: B2
 SH: 1
 OF: 1

ecomate® RM/RSSM/Aquarius™ - Contact Size 3.6mm (1604 Insert Arrangement) Options

Crimp Contacts, 1604 Insert Arrangement, Machined					
Part Number		AWG	Wire Range (mm ²)	For Use w Endcap	Plating
Male	Female				
MP10A23T	MS10A23T	12-10	3.0 - 6.0	Yes	Tin
MP10A23S	MS10A23S	12-10	3.0 - 6.0	Yes	Silver
MP10A23F	MS10A23F	12-10	3.0 - 6.0	Yes	Gold Flash
MP10A23G5	MS10A23G5	12-10	3.0 - 6.0	Yes	Gold 5μ"
MP10S23G10	MS10A23G10	12-10	3.0 - 6.0	Yes	Gold 10μ"
MP10A23G15	MS10A23G15	12-10	3.0 - 6.0	Yes	Gold 15μ"
MS10A23G30	MS10A23G30	12-10	3.0 - 6.0	Yes	Gold 30μ"

Tooling, Machined	
Part Number	Description
QXRT08	Contact Extraction Tool, # 8 (Ø 3.6mm) Contact
M300BT	Hand Crimper
WA27-300BT-EP	Pneumatic Crimper
TP968	Locator M3200BT and WA27-300BT-EP

Plating Options	
Symbol	Plating
T	Tin Plating Over Nickel
S	Silver Plating Over Nickel
F	Gold Plated
G5	Gold Plated (Thickness 5μ")
G10	Gold Plated (Thickness 10μ")
G15	Gold Plated (Thickness 15μ")
G30	Gold Plated (Thickness 30μ")