

Double-Balanced Mixer

Rev. V2


Features

- LO 0.4 TO 500 MHz
- RF 0.4 TO 500 MHz
- IF DC TO 500 MHz
- LO DRIVE +7 dBm (nominal)
- HIGH ISOLATION 50 dB (TYP.)

Description

The M6V is a double balanced mixer, designed for use in military, commercial, and test equipment applications. The design utilizes Schottky ring quad diodes and broadband ferrite baluns to attain excellent performance. This mixer can also be used as a phase detector and/or bi-phase modulator since the IF port is DC coupled to the diodes. Environmental screening is available to MIL-STD-883, MIL-STD-202, or MIL-DTL-28837, consult factory.

Product Image



Ordering Information

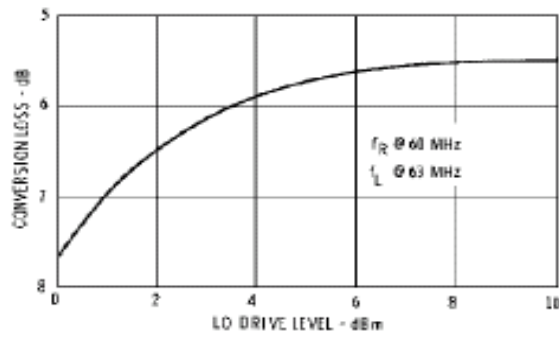
Part Number	Package
M6V	TO-5
SM6V	Surface Mount

Electrical Specifications: $Z_0 = 50\Omega$ $L_o = +7$ dBm (Downconverter Application only)

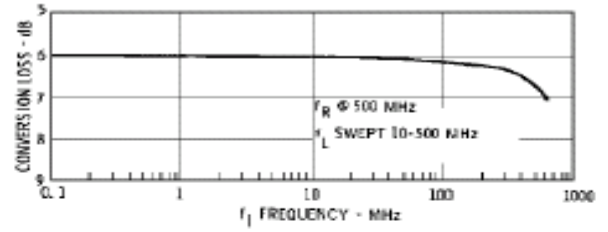
Parameter	Test Conditions	Units	Typical	Guaranteed	
			25°C	0° to 50°C	-54° to +85°C
SSB Conversion Loss & SSB Noise Figure (max)	fR=0.001 to 0.2 GHz, fL=0.001 to 0.2 GHz, fI=0.001 to 0.2 GHz	dB	6.0	6.5	7.0
	fR = 0.0004 to 0.5 GHz, fL = 0.0004 to 0.5 GHz, fI = 0.0004 to 0.5 GHz	dB	7.0	7.5	8.0
Isolation, L to R (min)	fL = 0.0004 to 0.06 GHz fL = 0.06 to 0.5 GHz	dB	55	45	43
		dB	40	30	28
Isolation, L to I (min)	fL = 0.0004 to 0.06 GHz fL = 0.06 to 0.5 GHz	dB	45	30	28
		dB	30	20	18
1 dB Conversion Compression	fL @ +7 dBm	dBm	+0	—	—

Typical Performance Curves

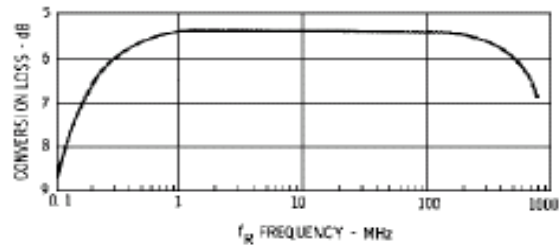
Conversion Loss



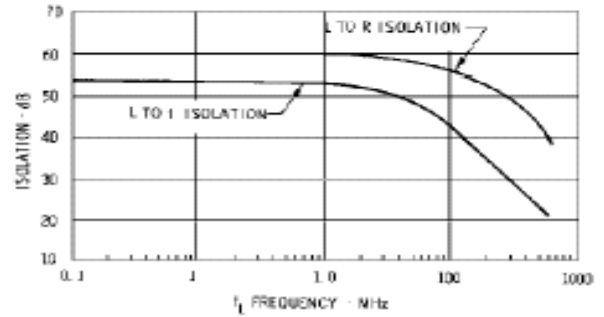
Conversion Loss



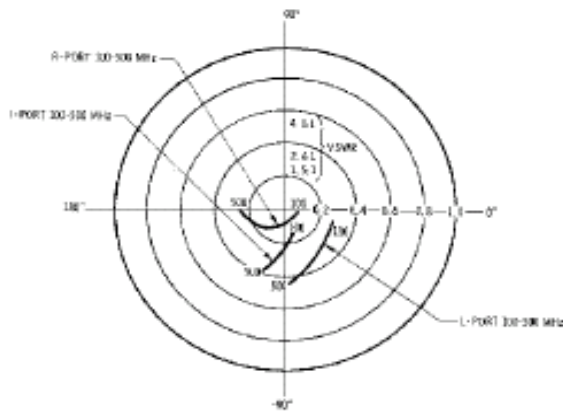
Conversion Loss vs. Input Frequency



Isolation



VSWR



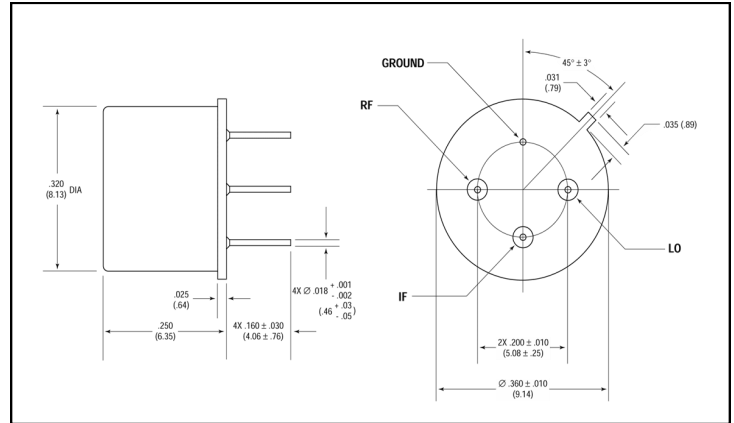
Double-Balanced Mixer

Rev. V2

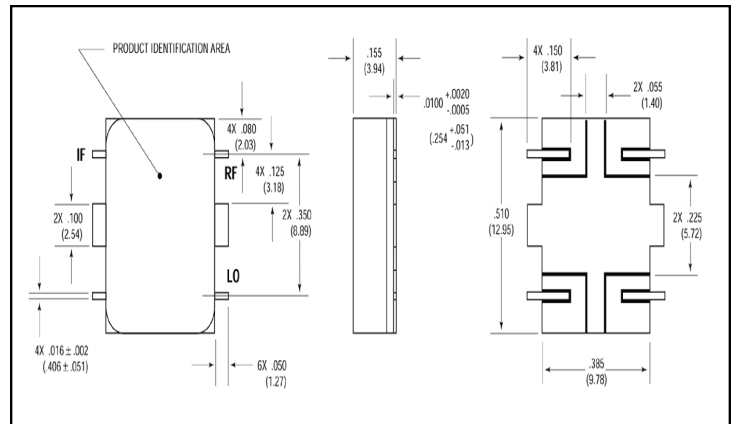
Absolute Maximum Ratings

Parameter	Absolute Maximum
Operating Temperature	-54 C to +100°C
Storage Temperature	-65°C to +100°C
Peak Input Power	23 dBm max @ +25°C 17 dBm max @ +100°C
Peak Input Current	50 mA DC

Outline Drawing: TO-5



Outline Drawing: Surface Mount



M/A-COM Technology Solutions Inc. All rights reserved.

Information in this document is provided in connection with M/A-COM Technology Solutions Inc ("MACOM") products. These materials are provided by MACOM as a service to its customers and may be used for informational purposes only. Except as provided in MACOM's Terms and Conditions of Sale for such products or in any separate agreement related to this document, MACOM assumes no liability whatsoever. MACOM assumes no responsibility for errors or omissions in these materials. MACOM may make changes to specifications and product descriptions at any time, without notice. MACOM makes no commitment to update the information and shall have no responsibility whatsoever for conflicts or incompatibilities arising from future changes to its specifications and product descriptions. No license, express or implied, by estoppel or otherwise, to any intellectual property rights is granted by this document.

THESE MATERIALS ARE PROVIDED "AS IS" WITHOUT WARRANTY OF ANY KIND, EITHER EXPRESS OR IMPLIED, RELATING TO SALE AND/OR USE OF MACOM PRODUCTS INCLUDING LIABILITY OR WARRANTIES RELATING TO FITNESS FOR A PARTICULAR PURPOSE, CONSEQUENTIAL OR INCIDENTAL DAMAGES, MERCHANTABILITY, OR INFRINGEMENT OF ANY PATENT, COPYRIGHT OR OTHER INTELLECTUAL PROPERTY RIGHT. MACOM FURTHER DOES NOT WARRANT THE ACCURACY OR COMPLETENESS OF THE INFORMATION, TEXT, GRAPHICS OR OTHER ITEMS CONTAINED WITHIN THESE MATERIALS. MACOM SHALL NOT BE LIABLE FOR ANY SPECIAL, INDIRECT, INCIDENTAL, OR CONSEQUENTIAL DAMAGES, INCLUDING WITHOUT LIMITATION, LOST REVENUES OR LOST PROFITS, WHICH MAY RESULT FROM THE USE OF THESE MATERIALS.

MACOM products are not intended for use in medical, lifesaving or life sustaining applications. MACOM customers using or selling MACOM products for use in such applications do so at their own risk and agree to fully indemnify MACOM for any damages resulting from such improper use or sale.